

# Product Datasheet

## STAT6 Antibody (6C10) - Azide and BSA Free H00006778-M01-100ug

Unit Size: 100 ug

Aliquot and store at -20C or -80C. Avoid freeze-thaw cycles.

[www.novusbio.com](http://www.novusbio.com)



[technical@novusbio.com](mailto:technical@novusbio.com)

### Publications: 1

Protocols, Publications, Related Products, Reviews, Research Tools and Images at:  
[www.novusbio.com/H00006778-M01](http://www.novusbio.com/H00006778-M01)

Updated 1/7/2026 v.20.1

Earn rewards for product  
reviews and publications.

Submit a publication at [www.novusbio.com/publications](http://www.novusbio.com/publications)

Submit a review at [www.novusbio.com/reviews/destination/H00006778-M01](http://www.novusbio.com/reviews/destination/H00006778-M01)



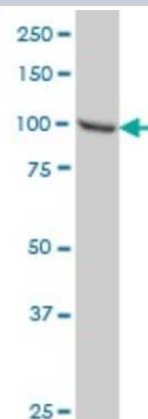
**H00006778-M01-100ug**

STAT6 Antibody (6C10) - Azide and BSA Free

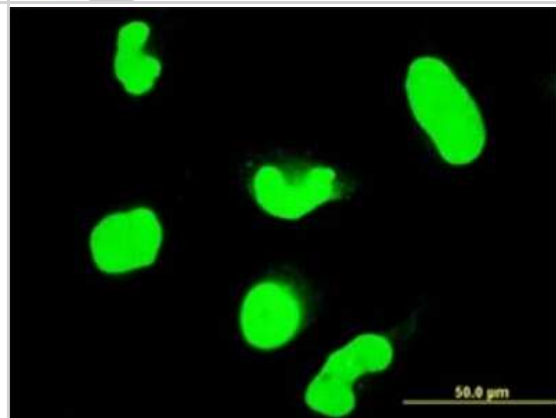
Product Information	
<b>Unit Size</b>	100 ug
<b>Concentration</b>	Concentrations vary lot to lot. See vial label for concentration. If unlisted please contact technical services.
<b>Storage</b>	Aliquot and store at -20C or -80C. Avoid freeze-thaw cycles.
<b>Clonality</b>	Monoclonal
<b>Clone</b>	6C10
<b>Preservative</b>	No Preservative
<b>Isotype</b>	IgG2b Kappa
<b>Purity</b>	IgG purified
<b>Buffer</b>	In 1x PBS, pH 7.4
<b>Target Molecular Weight</b>	94 kDa
Product Description	
<b>Description</b>	Quality control test: Antibody Reactive Against Recombinant Protein.
<b>Host</b>	Mouse
<b>Gene ID</b>	6778
<b>Gene Symbol</b>	STAT6
<b>Species</b>	Human
<b>Specificity/Sensitivity</b>	STAT6 (6C10)
<b>Immunogen</b>	STAT6 (NP_003144, 694 a.a. ~ 801 a.a) partial recombinant protein with GST tag. MW of the GST tag alone is 26 KDa. PPSHSIPPYQGLSPEESVNVLSAFQEPHLQMPPSLGQMSLPFDQPHPQGILLP CQPQEHAVSSPDLLCSDVTMVEDSCLSQPVTAFPQGTWIGEDIFPPLLPTTE QD
<b>Notes</b>	This product is produced by and distributed for Abnova, a company based in Taiwan.
Product Application Details	
<b>Applications</b>	Western Blot, Immunohistochemistry-Paraffin, ELISA, Immunocytochemistry/Immunofluorescence, Immunohistochemistry, Sandwich ELISA
<b>Recommended Dilutions</b>	Western Blot, ELISA, Immunohistochemistry, Immunocytochemistry/Immunofluorescence, Immunohistochemistry-Paraffin, Sandwich ELISA
<b>Application Notes</b>	Antibody reactivity against cell lysate and recombinant protein for WB. It has also been used for IF, IHC-P and ELISA.

## Images

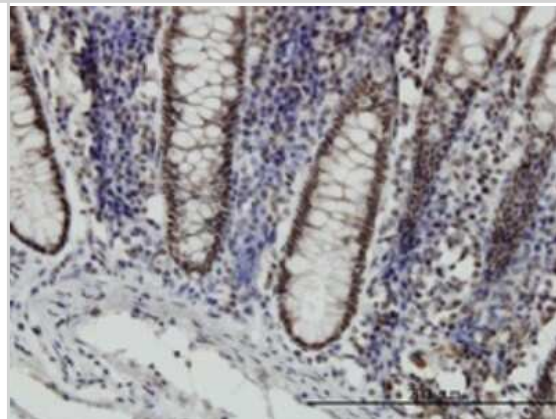
Western Blot: STAT6 Antibody (6C10) [H00006778-M01] - Analysis of STAT6 monoclonal antibody (M01, clone 6C10) expression in HeLa. Band was detected at a molecular weight of approximately 94 kDa.



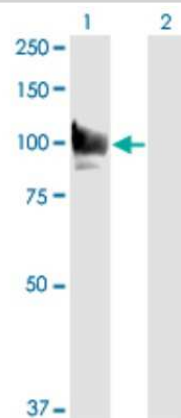
Immunocytochemistry/Immunofluorescence: STAT6 Antibody (6C10) [H00006778-M01] - Analysis of monoclonal antibody to STAT6 on HeLa cell. Antibody concentration 10 ug/ml.



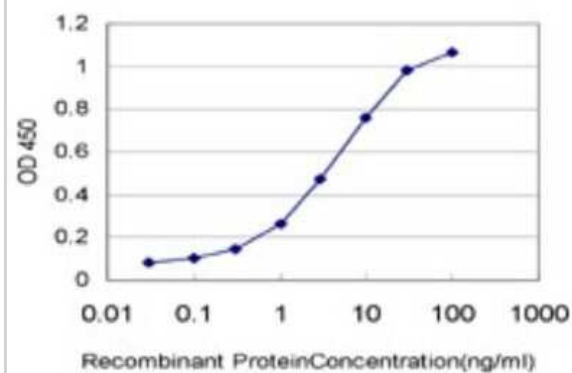
Immunohistochemistry-Paraffin: STAT6 Antibody (6C10) [H00006778-M01] - Analysis of monoclonal antibody to STAT6 on formalin-fixed paraffin-embedded human colon. Antibody concentration 3 ug/ml.



Western Blot: STAT6 Antibody (6C10) [H00006778-M01] - Analysis of STAT6 expression in transfected 293T cell line by STAT6 monoclonal antibody (M01, clone 6C10). Lane 1: STAT6 transfected lysate (Molecular Weight of approximately 94 KDa). Lane 2: Non-transfected lysate.



Sandwich ELISA: STAT6 Antibody (6C10) [H00006778-M01] - Detection limit for recombinant GST tagged STAT6 is approximately 0.1ng/ml as a capture antibody.



## Publications

Slawinska M, Lakomy J, Biernat W et al. STAT3, STAT5A, STAT5B, STAT6 proteins are overexpressed in human basal cell carcinoma Clin. Exp. Dermatol. 2019-07-19 [PMID: 31323143] (IF/IHC, Human)



### Novus Biologicals USA

10730 E. Briarwood Avenue  
Centennial, CO 80112  
USA  
Phone: 303.730.1950  
Toll Free: 1.888.506.6887  
Fax: 303.730.1966  
nb-customerservice@bio-techne.com

### Bio-Techne Canada

21 Canmotor Ave  
Toronto, ON M8Z 4E6  
Canada  
Phone: 905.827.6400  
Toll Free: 855.668.8722  
Fax: 905.827.6402  
canada.inquires@bio-techne.com

### Bio-Techne Ltd

19 Barton Lane  
Abingdon Science Park  
Abingdon, OX14 3NB, United Kingdom  
Phone: (44) (0) 1235 529449  
Free Phone: 0800 37 34 15  
Fax: (44) (0) 1235 533420  
info.EMEA@bio-techne.com

### General Contact Information

www.novusbio.com  
Technical Support: nb-technical@bio-techne.com  
Orders: nb-customerservice@bio-techne.com  
General: novus@novusbio.com

### Products Related to H00006778-M01-100ug

---

HAF007	Goat anti-Mouse IgG Secondary Antibody [HRP]
NB7539	Goat anti-Mouse IgG (H+L) Secondary Antibody [HRP]
NBP1-43317-0.5mg	Mouse IgG2b Kappa Light Chain Isotype Control (MG2b)
H00006778-P01-10ug	Recombinant Human STAT6 GST (N-Term) Protein

---

### Limitations

This product is for research use only and is not approved for use in humans or in clinical diagnosis. Primary Antibodies are guaranteed for 1 year from date of receipt.

For more information on our 100% guarantee, please visit [www.novusbio.com/guarantee](http://www.novusbio.com/guarantee)

Earn gift cards/discounts by submitting a review: [www.novusbio.com/reviews/submit/H00006778-M01](http://www.novusbio.com/reviews/submit/H00006778-M01)

Earn gift cards/discounts by submitting a publication using this product:  
[www.novusbio.com/publications](http://www.novusbio.com/publications)

