

Product Datasheet

Seryl tRNA synthetase Antibody (1H4) - Azide and BSA Free H00006301-M01

Unit Size: 0.1 mg

Aliquot and store at -20C or -80C. Avoid freeze-thaw cycles.

www.novusbio.com



technical@novusbio.com

Publications: 4

Protocols, Publications, Related Products, Reviews, Research Tools and Images at:
www.novusbio.com/H00006301-M01

Updated 2/21/2025 v.20.1

Earn rewards for product reviews and publications.

Submit a publication at www.novusbio.com/publications

Submit a review at www.novusbio.com/reviews/destination/H00006301-M01



H00006301-M01


Seryl tRNA synthetase Antibody (1H4) - Azide and BSA Free

Product Information	
Unit Size	0.1 mg
Concentration	Concentrations vary lot to lot. See vial label for concentration. If unlisted please contact technical services.
Storage	Aliquot and store at -20C or -80C. Avoid freeze-thaw cycles.
Clonality	Monoclonal
Clone	1H4
Preservative	No Preservative
Isotype	IgG2a Kappa
Purity	IgG purified
Buffer	In 1x PBS, pH 7.4
Product Description	
Description	Quality control test: Antibody Reactive Against Recombinant Protein.
Host	Mouse
Gene ID	6301
Gene Symbol	SARS
Species	Human, Mouse, Zebrafish
Specificity/Sensitivity	SARS - seryl-tRNA synthetase
Immunogen	SARS (AAH00716, 1 a.a. ~ 514 a.a) full-length recombinant protein with GST tag. MW of the GST tag alone is 26 KDa. MVLDDLFRVDKGGDPALIRETQEKRFKDPGLVDQLVKADSEWRRRCRFRADN LNKLNLCSTIGEKMKKKEPVGDDESPENVLSFDDLADALANLKVSIKKV RLIDEAILKCD AERIKLEAERFENLREIGNLLHPSVPISNDEDVDNKVERIWGDC TVRKKYSHVDLVMVDGFEKEKGA VVAGSRGYFLKGVLFLEQALIQYALRTL GSRGYIPIYTPFFMRKEVMQEVAQLSQFDEELYKVIGKGSEKSDDNSYDEKYLI ATSEQPIAALHRDEWLRPEDLPIKYAGLSTCFRQEVGSHGRDTRGIFRVHQFEK IEQFVYSSPHDNKSWEMFEEMITTAEEFYQSLGIPYHIVNIVSGSLNHAASKKLD LEAWFPGSGAFRELVSCSNCTDYQARRLRIRYGGQTKMMDKVEFVHMLNATM CATTRTICAILENYQTEKGITVPEKLKEFMPPGLQELIPFVKPAPIEQEPSKKQKK QHEGSKKAAARDVTLENRLQNMEVTD A
Notes	This product is produced by and distributed for Abnova, a company based in Taiwan.
Product Application Details	
Applications	Western Blot, Immunohistochemistry-Paraffin, ELISA, Immunocytochemistry/ Immunofluorescence, Immunohistochemistry, Immunoprecipitation, Chromatin Immunoprecipitation (ChIP), Knockdown Validated
Recommended Dilutions	Western Blot, ELISA, Immunohistochemistry, Immunocytochemistry/ Immunofluorescence, Immunoprecipitation, Immunohistochemistry-Paraffin, Chromatin Immunoprecipitation (ChIP), Knockdown Validated
Application Notes	Antibody reactivity against recominant protein and cell lysate for WB. It has been used for IF, IHC-P, RNAi Validation and ELISA.

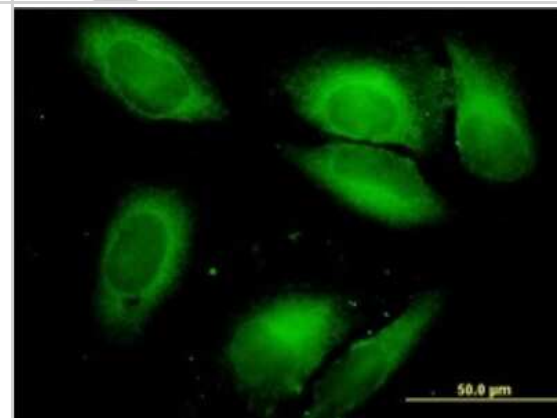


Images

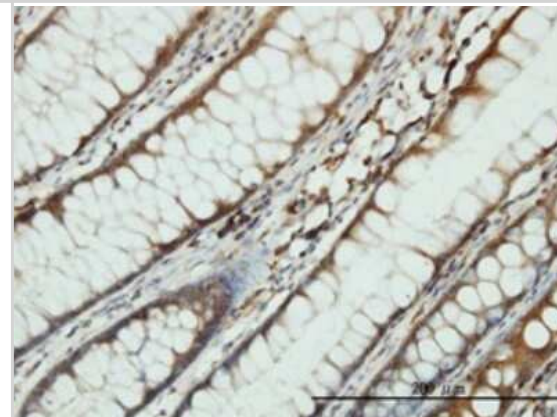
Western Blot: Seryl tRNA synthetase Antibody (1H4) [H00006301-M01] - SARS monoclonal antibody (M01), clone 1H4 Analysis of SARS expression in Jurkat.



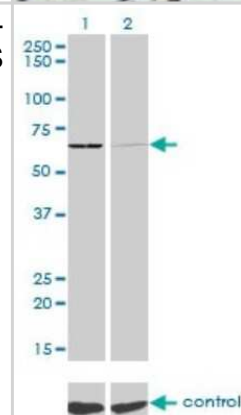
Immunocytochemistry/Immunofluorescence: Seryl tRNA synthetase Antibody (1H4) [H00006301-M01] - Analysis of monoclonal antibody to SARS on HeLa cell. Antibody concentration 25 ug/ml.



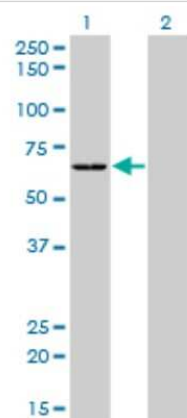
Immunohistochemistry-Paraffin: Seryl tRNA synthetase Antibody (1H4) [H00006301-M01] - Analysis of monoclonal antibody to SARS on formalin-fixed paraffin-embedded human colon tissue. Antibody concentration 3 ug/ml.



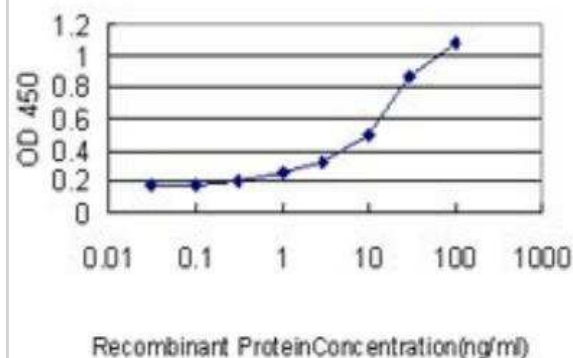
Western Blot: Seryl tRNA synthetase Antibody (1H4) [H00006301-M01] - Analysis of SARS over-expressed 293 cell line, cotransfected with SARS Validated Chimera RNAi (Cat # H00006301-R01V) (Lane 2) or non-transfected control (Lane 1). Blot probed with SARS monoclonal antibody (M01), clone 1H4 (Cat # H00006301-M01). GAPDH (36.1 kDa) used as specificity and loading control.



Western Blot: Seryl tRNA synthetase Antibody (1H4) [H00006301-M01] - Analysis of SARS expression in transfected 293T cell line by SARS monoclonal antibody (M01), clone 1H4. Lane 1: SARS transfected lysate (58.8 KDa). Lane 2: Non-transfected lysate.



ELISA: Seryl tRNA synthetase Antibody (1H4) [H00006301-M01] - Detection limit for recombinant GST tagged SARS is approximately 0.03ng/ml as a capture antibody.



Publications

Musante L, Puttmann L, Kahrizi K et al. Mutations of the aminoacyl-tRNA-synthetases SARS and WARS2 are implicated in the aetiology of autosomal recessive intellectual disability. *Hum Mutat* 2017-02-25 [PMID: 28236339]

Fu CY, Wang PC, Tsai HJ. Competitive binding between Seryl-tRNA synthetase/YY1 complex and NFKB1 at the distal segment results in differential regulation of human vegfa promoter activity during angiogenesis. *Nucleic Acids Res* 2016-12-01 [PMID: 27913726]

Lin CY, Lee HC, Fu CY et al. miR-1 and miR-206 target different genes to have opposing roles during angiogenesis in zebrafish embryos. *Nat Commun*. 2013-11-22 [PMID: 24264597]

Shi Y, Xu X, Zhang Q et al. tRNA synthetase counteracts c-Myc to develop functional vasculature. *Elife*. 2014-06-17 [PMID: 24940000]



Novus Biologicals USA

10730 E. Briarwood Avenue
Centennial, CO 80112
USA
Phone: 303.730.1950
Toll Free: 1.888.506.6887
Fax: 303.730.1966
nb-customerservice@bio-techne.com

Bio-Techne Canada

21 Canmotor Ave
Toronto, ON M8Z 4E6
Canada
Phone: 905.827.6400
Toll Free: 855.668.8722
Fax: 905.827.6402
canada.inquires@bio-techne.com

Bio-Techne Ltd

19 Barton Lane
Abingdon Science Park
Abingdon, OX14 3NB, United Kingdom
Phone: (44) (0) 1235 529449
Free Phone: 0800 37 34 15
Fax: (44) (0) 1235 533420
info.EMEA@bio-techne.com

General Contact Information

www.novusbio.com
Technical Support: nb-technical@bio-techne.com
Orders: nb-customerservice@bio-techne.com
General: novus@novusbio.com

Products Related to H00006301-M01

HAF007	Goat anti-Mouse IgG Secondary Antibody [HRP]
NB7539	Goat anti-Mouse IgG (H+L) Secondary Antibody [HRP]
NBP1-96981-0.5mg	Mouse IgG2a Kappa Isotype Control (M2AK)
NBP1-78856-50ug	Recombinant Human Seryl tRNA synthetase His Protein

Limitations

This product is for research use only and is not approved for use in humans or in clinical diagnosis. Primary Antibodies are guaranteed for 1 year from date of receipt.

For more information on our 100% guarantee, please visit www.novusbio.com/guarantee

Earn gift cards/discounts by submitting a review: www.novusbio.com/reviews/submit/H00006301-M01

Earn gift cards/discounts by submitting a publication using this product:
www.novusbio.com/publications

