

Product Datasheet

Rad1 Antibody (1G2) - Azide and BSA Free H00005810-M01J-0.1mg

Unit Size: 0.1 mg

Aliquot and store at -20C or -80C. Avoid freeze-thaw cycles.

www.novusbio.com



technical@novusbio.com

Protocols, Publications, Related Products, Reviews, Research Tools and Images at:
www.novusbio.com/H00005810-M01J

Updated 9/9/2025 v.20.1

Earn rewards for product
reviews and publications.

Submit a publication at www.novusbio.com/publications

Submit a review at www.novusbio.com/reviews/destination/H00005810-M01J



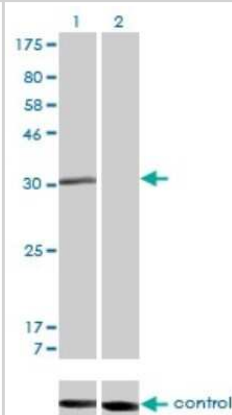
H00005810-M01J-0.1mg

Rad1 Antibody (1G2) - Azide and BSA Free

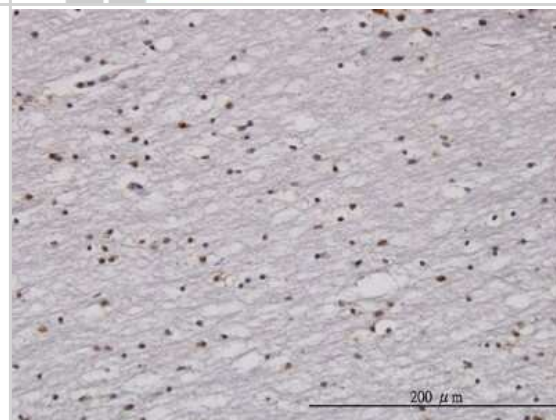
Product Information	
Unit Size	0.1 mg
Concentration	Concentrations vary lot to lot. See vial label for concentration. If unlisted please contact technical services.
Storage	Aliquot and store at -20C or -80C. Avoid freeze-thaw cycles.
Clonality	Monoclonal
Clone	1G2
Preservative	No Preservative
Isotype	IgG3 Kappa
Purity	IgG purified
Buffer	1X PBS pH 7.4
Product Description	
Description	Novus Biologicals Mouse Rad1 Antibody (1G2) - Azide and BSA Free (H00005810-M01J) is a monoclonal antibody validated for use in IHC, WB and ELISA. All Novus Biologicals antibodies are covered by our 100% guarantee.
Host	Mouse
Gene ID	5810
Gene Symbol	RAD1
Species	Human
Specificity/Sensitivity	RAD1 homolog (S. pombe)
Immunogen	RAD1 (AAH06837, 1 a.a. ~ 90 a.a) partial recombinant protein with GST tag. MW of the GST tag alone is 26 KDa. MPLLTQQIQDEDDQYSLVASLDNVRNLSTILKAIHFREHATCFATKNGIKVTVEN AKCVQANAFIQAGIFQEFKVQEESVTFRINLTVLL
Notes	This product is produced by and distributed for Abnova, a company based in Taiwan.
Product Application Details	
Applications	Western Blot, Immunohistochemistry-Paraffin, ELISA, Immunohistochemistry, Sandwich ELISA, Sandwich ELISA Capture, Knockdown Validated
Recommended Dilutions	Western Blot 1:500, ELISA, Immunohistochemistry, Immunohistochemistry-Paraffin, Sandwich ELISA, Sandwich ELISA Capture, Knockdown Validated
Application Notes	Antibody Reactive against Recombinant Protein with GST tag on ELISA and Western Blot. GST tag alone is used as a negative control.

Images

Western Blot: Rad1 Antibody (1G2) [H00005810-M01J] - Western blot analysis of Rad1 over-expressed 293 cell line, cotransfected with Rad1 Validated Chimera RNAi [H00005810-R01V] (Lane 2) or non-transfected control (Lane 1). Blot probed with Rad1 monoclonal antibody (M01), clone 1G2 [H00005810-M01]. GAPDH (3



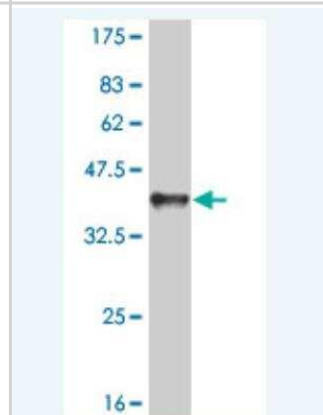
Immunohistochemistry-Paraffin: Rad1 Antibody (1G2) [H00005810-M01J] - Immunoperoxidase of monoclonal antibody to Rad1 on formalin-fixed paraffin-embedded human lateral ventricle wall. [antibody concentration 3 ug/ml]



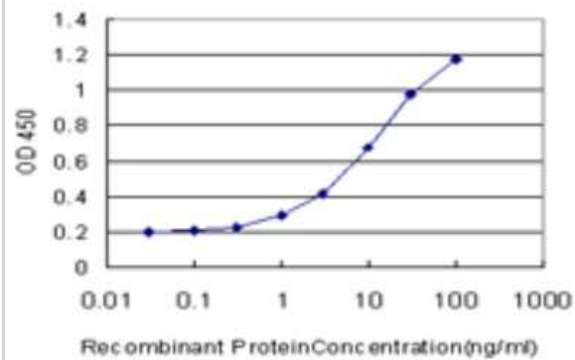
Western Blot: Rad1 Antibody (1G2) [H00005810-M01J] - Analysis of RAD1 expression in transfected 293T cell line by RAD1 monoclonal antibody (M01J), clone 1G2. Lane 1: RAD1 transfected lysate(32.43 KDa). Lane 2: Non-transfected lysate.



Western Blot: Rad1 Antibody (1G2) [H00005810-M01J] - Detection against Immunogen (35.53 KDa) .



Sandwich ELISA Capture: Rad1 Antibody (1G2) [H00005810-M01J] -
Detection limit for recombinant GST tagged Rad1 is approximately
0.3ng/ml as a capture antibody.





Novus Biologicals USA

10730 E. Briarwood Avenue
Centennial, CO 80112
USA
Phone: 303.730.1950
Toll Free: 1.888.506.6887
Fax: 303.730.1966
nb-customerservice@bio-techne.com

Bio-Techne Canada

21 Canmotor Ave
Toronto, ON M8Z 4E6
Canada
Phone: 905.827.6400
Toll Free: 855.668.8722
Fax: 905.827.6402
canada.inquires@bio-techne.com

Bio-Techne Ltd

19 Barton Lane
Abingdon Science Park
Abingdon, OX14 3NB, United Kingdom
Phone: (44) (0) 1235 529449
Free Phone: 0800 37 34 15
Fax: (44) (0) 1235 533420
info.EMEA@bio-techne.com

General Contact Information

www.novusbio.com
Technical Support: nb-technical@bio-techne.com
Orders: nb-customerservice@bio-techne.com
General: novus@novusbio.com

Products Related to H00005810-M01J-0.1mg

NBP2-33376H	Blue Marker Antibody (6F4-F6) [HRP]
HAF007	Goat anti-Mouse IgG Secondary Antibody [HRP]
NB7539	Goat anti-Mouse IgG (H+L) Secondary Antibody [HRP]
NBP1-96978	Mouse IgG3 Kappa Light Chain Isotype Control (MG3K)

Limitations

This product is for research use only and is not approved for use in humans or in clinical diagnosis. Primary Antibodies are guaranteed for 1 year from date of receipt.

For more information on our 100% guarantee, please visit www.novusbio.com/guarantee

Earn gift cards/discounts by submitting a review: www.novusbio.com/reviews/submit/H00005810-M01J

Earn gift cards/discounts by submitting a publication using this product:
www.novusbio.com/publications

