

Product Datasheet

CXCL7/NAP-2 Antibody (3B9) - Azide and BSA Free H00005473-M01

Unit Size: 0.1 mg

Aliquot and store at -20C or -80C. Avoid freeze-thaw cycles.

www.novusbio.com



technical@novusbio.com

Publications: 1

Protocols, Publications, Related Products, Reviews, Research Tools and Images at:
www.novusbio.com/H00005473-M01

Updated 2/21/2025 v.20.1

Earn rewards for product
reviews and publications.

Submit a publication at www.novusbio.com/publications

Submit a review at www.novusbio.com/reviews/destination/H00005473-M01



H00005473-M01

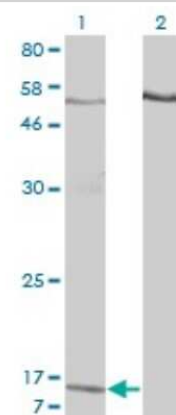
CXCL7/NAP-2 Antibody (3B9) - Azide and BSA Free

Product Information	
Unit Size	0.1 mg
Concentration	Concentrations vary lot to lot. See vial label for concentration. If unlisted please contact technical services.
Storage	Aliquot and store at -20C or -80C. Avoid freeze-thaw cycles.
Clonality	Monoclonal
Clone	3B9
Preservative	No Preservative
Isotype	IgG2b Kappa
Purity	IgG purified
Buffer	In 1x PBS, pH 7.4
Product Description	
Description	Quality control test: Antibody Reactive Against Recombinant Protein.
Host	Mouse
Gene ID	5473
Gene Symbol	PPBP
Species	Human
Specificity/Sensitivity	PPBP - pro-platelet basic protein (chemokine (C-X-C motif) ligand 7)
Immunogen	PPBP (AAH28217, 37 a.a. ~ 128 a.a) partial recombinant protein with GST tag. MW of the GST tag alone is 26 KDa. TKGQTKRNLAKGKEESLSDLYAELRCMCIKTTSGIHPKNIQSLEVIGKGTHCN QVEVIATLKDGRKICLDPDAPRIKKIVQKLAGDESAD
Notes	This product is produced by and distributed for Abnova, a company based in Taiwan.
Product Application Details	
Applications	Western Blot, ELISA, Immunohistochemistry, Immunohistochemistry-Frozen, Sandwich ELISA, Knockdown Validated
Recommended Dilutions	Western Blot 1:500, ELISA, Immunohistochemistry, Immunohistochemistry-Frozen, Sandwich ELISA, Knockdown Validated
Application Notes	Antibody reactivity against recombinant protein for WB. It has been used for RNAi Validation and ELISA. IHC-Fr usage reported in scientific literature (PMID: 25858640).

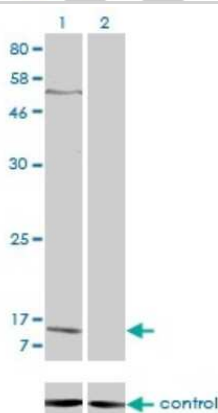


Images

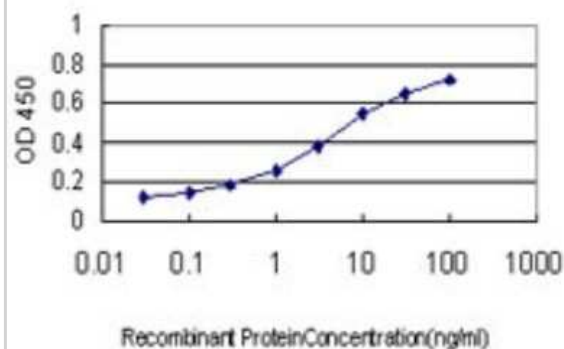
Western Blot: CXCL7/NAP-2 Antibody (3B9) [H00005473-M01] - Analysis of PPBP expression in transfected 293T cell line by PPBP monoclonal antibody (M01), clone 3B9. Lane 1: PPBP transfected lysate (13.9 KDa). Lane 2: Non-transfected lysate.



Western Blot: CXCL7/NAP-2 Antibody (3B9) [H00005473-M01] - Analysis of PPBP over-expressed 293 cell line, cotransfected with PPBP Validated Chimera RNAi (Cat # H00005473-R01V) (Lane 2) or non-transfected control (Lane 1). Blot probed with PPBP monoclonal antibody (M01), clone 3B9 (Cat # H00005473-M01). GAPDH (36.1 kDa) used as specificity and loading control.



Sandwich ELISA: CXCL7/NAP-2 Antibody (3B9) [H00005473-M01] - Detection limit for recombinant GST tagged PPBP is approximately 0.03ng/ml as a capture antibody.



Publications

Yeo L, Adlard N, Biehl M et al. Expression of chemokines CXCL4 and CXCL7 by synovial macrophages defines an early stage of rheumatoid arthritis *Ann. Rheum. Dis.* 2015-04-09 [PMID: 25858640] (IHC-Fr, Human)



Novus Biologicals USA

10730 E. Briarwood Avenue
Centennial, CO 80112
USA
Phone: 303.730.1950
Toll Free: 1.888.506.6887
Fax: 303.730.1966
nb-customerservice@bio-techne.com

Bio-Techne Canada

21 Canmotor Ave
Toronto, ON M8Z 4E6
Canada
Phone: 905.827.6400
Toll Free: 855.668.8722
Fax: 905.827.6402
canada.inquires@bio-techne.com

Bio-Techne Ltd

19 Barton Lane
Abingdon Science Park
Abingdon, OX14 3NB, United Kingdom
Phone: (44) (0) 1235 529449
Free Phone: 0800 37 34 15
Fax: (44) (0) 1235 533420
info.EMEA@bio-techne.com

General Contact Information

www.novusbio.com
Technical Support: nb-technical@bio-techne.com
Orders: nb-customerservice@bio-techne.com
General: novus@novusbio.com

Products Related to H00005473-M01

HAF007	Goat anti-Mouse IgG Secondary Antibody [HRP]
NB720-B	Rabbit anti-Mouse IgG (H+L) Secondary Antibody [Biotin]
NBP1-43317-0.5mg	Mouse IgG2b Kappa Light Chain Isotype Control (MG2b)
NBP2-35279-100ug	Recombinant Rat CXCL7/NAP-2 Protein

Limitations

This product is for research use only and is not approved for use in humans or in clinical diagnosis. Primary Antibodies are guaranteed for 1 year from date of receipt.

For more information on our 100% guarantee, please visit www.novusbio.com/guarantee

Earn gift cards/discounts by submitting a review: www.novusbio.com/reviews/submit/H00005473-M01

Earn gift cards/discounts by submitting a publication using this product:
www.novusbio.com/publications

