

# Product Datasheet

## T Plastin Antibody (5B9) - Azide and BSA Free H00005358-M01

Unit Size: 0.1 mg

Aliquot and store at -20C or -80C. Avoid freeze-thaw cycles.

[www.novusbio.com](http://www.novusbio.com)



[technical@novusbio.com](mailto:technical@novusbio.com)

### Publications: 1

Protocols, Publications, Related Products, Reviews, Research Tools and Images at:  
[www.novusbio.com/H00005358-M01](http://www.novusbio.com/H00005358-M01)

Updated 2/21/2025 v.20.1

Earn rewards for product  
reviews and publications.

Submit a publication at [www.novusbio.com/publications](http://www.novusbio.com/publications)

Submit a review at [www.novusbio.com/reviews/destination/H00005358-M01](http://www.novusbio.com/reviews/destination/H00005358-M01)



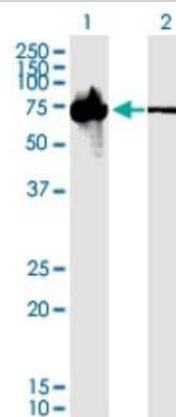
**H00005358-M01**

T Plastin Antibody (5B9) - Azide and BSA Free

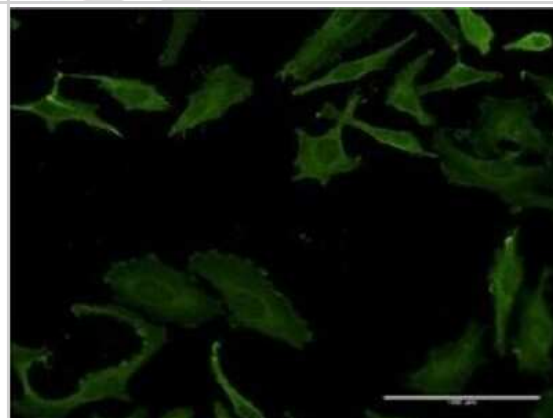
Product Information	
Unit Size	0.1 mg
Concentration	Concentrations vary lot to lot. See vial label for concentration. If unlisted please contact technical services.
Storage	Aliquot and store at -20C or -80C. Avoid freeze-thaw cycles.
Clonality	Monoclonal
Clone	5B9
Preservative	No Preservative
Isotype	IgG1 Kappa
Purity	IgG purified
Buffer	In 1x PBS, pH 7.4
Product Description	
Description	Quality control test: Antibody Reactive Against Recombinant Protein.
Host	Mouse
Gene ID	5358
Gene Symbol	PLS3
Species	Human
Specificity/Sensitivity	This product is specific for Human PLS3 monoclonal antibody (M01), clone 5B9 [Gene ID: 5358].
Immunogen	<p>PLS3 (AAH39049, 1 a.a. ~ 630 a.a) full-length recombinant protein with GST tag. MW of the GST tag alone is 26 KDa.</p> <p>MDEMATTQISKDELDELKEAFKVDLNSNGFICDYELHELFEANMPLPGYKVR  EIIQKLMLDGDNRKDGKISFDEFVYIFQEVKSSDIKTRKAINRKEGICALGGTS  ELSSEGTQHSYSEEEKYAFVNWINKALENDPDCRHVPMNPNTDDLKAVGDG  IVLCKMINLSV PDTIDERAINKKLT PFI IQENLNLALNSASAIGCHVVNIGAEDLR  AGKPHLV LGLLWQIIKIGLFADIELSRNEALAALLRDGETLEELMKLSPEELLLRW  ANFHLENSGWQKINNFSADIKDSKAYFHLLNQAIPKGQKEGEPRIDINMSGFNE  TDDLKRAESMLQQADKLGCRQFVTPADV VSGNPKLN LAFVANL FNKYPALTKP  ENQDIDWTLLEGETREERTFRNWMNSLGVNPHVNHLYADLQDALVILQLYERIK  VPVDWSKV NKPYPKLGANMCKLENCNYAVELGKHPAKFSLVGIGGQDLNDG  NQTLTLALVWQLMRRYTLNVLEDLGDGQKANDDIIVNWNRTLSEAGKSTSIQS  FKDKTISSSLAVVDLIDAIQPGCINYDLVKSGNLTEDDKHNNAKYAVSMARRIGA  RVYALPEDLVEVKPKMVM TVFACLMGRGMKRV</p>
Notes	This product is produced by and distributed for Abnova, a company based in Taiwan.
Product Application Details	
Applications	Western Blot, ELISA, Immunocytochemistry/ Immunofluorescence
Recommended Dilutions	Western Blot, ELISA, Immunocytochemistry/ Immunofluorescence

## Images


Western Blot: T Plastin Antibody (5B9) [H00005358-M01] - Analysis of PLS3 expression in transfected 293T cell line by PLS3 monoclonal antibody (M01), clone 5B9. Lane 1: PLS3 transfected lysate (Predicted MW: 70.8 KDa). Lane 2: Non-transfected lysate.




Immunocytochemistry/Immunofluorescence: T Plastin Antibody (5B9) [H00005358-M01] - Analysis of monoclonal antibody to PLS3 on HeLa cell . Antibody concentration 10 ug/ml.



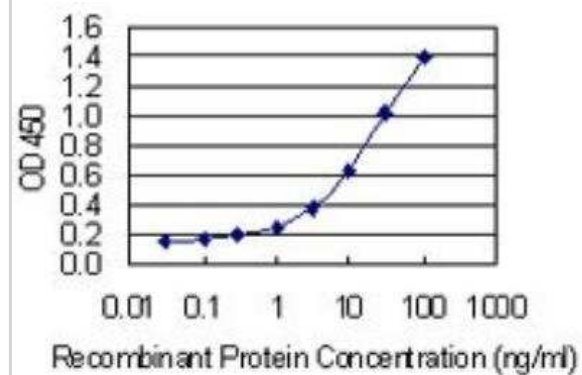
Western Blot: T Plastin Antibody (5B9) [H00005358-M01] - PLS3 monoclonal antibody (M01), clone 5B9. Analysis of PLS3 expression in MCF-7.



Western Blot: T Plastin Antibody (5B9) [H00005358-M01] - PLS3 monoclonal antibody (M01), clone 5B9. Analysis of PLS3 expression in MDA-MB-231.



ELISA: T-Plastin Antibody (5B9) [H00005358-M01] - Detection limit for recombinant GST tagged PLS3 is 0.1 ng/ml as a capture antibody.



## Publications

Garbett D, Bisaria A, Yang C et al. T-Plastin reinforces membrane protrusions to bridge matrix gaps during cell migration Nat Commun 2020-09-23 [PMID: 32968060] (ICC/IF, WB, Human)



### **Novus Biologicals USA**

10730 E. Briarwood Avenue  
Centennial, CO 80112  
USA  
Phone: 303.730.1950  
Toll Free: 1.888.506.6887  
Fax: 303.730.1966  
nb-customerservice@bio-techne.com

### **Bio-Techne Canada**

21 Canmotor Ave  
Toronto, ON M8Z 4E6  
Canada  
Phone: 905.827.6400  
Toll Free: 855.668.8722  
Fax: 905.827.6402  
canada.inquires@bio-techne.com

### **Bio-Techne Ltd**

19 Barton Lane  
Abingdon Science Park  
Abingdon, OX14 3NB, United Kingdom  
Phone: (44) (0) 1235 529449  
Free Phone: 0800 37 34 15  
Fax: (44) (0) 1235 533420  
info.EMEA@bio-techne.com

### **General Contact Information**

www.novusbio.com  
Technical Support: nb-technical@bio-techne.com  
Orders: nb-customerservice@bio-techne.com  
General: novus@novusbio.com

### **Products Related to H00005358-M01**

---

HAF007	Goat anti-Mouse IgG Secondary Antibody [HRP]
NB720-B	Rabbit anti-Mouse IgG (H+L) Secondary Antibody [Biotin]
NBP1-43319-0.5mg	Mouse IgG1 Kappa Isotype Control (P3.6.2.8.1)
H00005358-P01-10ug	Recombinant Human T Plastin GST (N-Term) Protein

---

### **Limitations**

This product is for research use only and is not approved for use in humans or in clinical diagnosis. Primary Antibodies are guaranteed for 1 year from date of receipt.

For more information on our 100% guarantee, please visit [www.novusbio.com/guarantee](http://www.novusbio.com/guarantee)

Earn gift cards/discounts by submitting a review: [www.novusbio.com/reviews/submit/H00005358-M01](http://www.novusbio.com/reviews/submit/H00005358-M01)

Earn gift cards/discounts by submitting a publication using this product:  
[www.novusbio.com/publications](http://www.novusbio.com/publications)

