

Product Datasheet

Integrin beta 5 Antibody (2C4) - Azide and BSA Free H00003693-M01

Unit Size: 0.1 mg

Aliquot and store at -20C or -80C. Avoid freeze-thaw cycles.

www.novusbio.com



technical@novusbio.com

Publications: 3

Protocols, Publications, Related Products, Reviews, Research Tools and Images at:
www.novusbio.com/H00003693-M01

Updated 12/17/2025 v.20.1

Earn rewards for product
reviews and publications.

Submit a publication at www.novusbio.com/publications

Submit a review at www.novusbio.com/reviews/destination/H00003693-M01



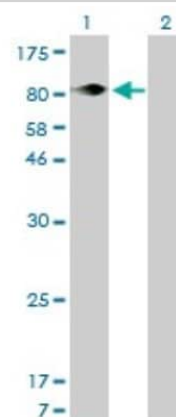
H00003693-M01

Integrin beta 5 Antibody (2C4) - Azide and BSA Free

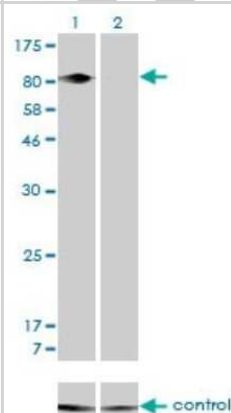
Product Information	
Unit Size	0.1 mg
Concentration	Concentrations vary lot to lot. See vial label for concentration. If unlisted please contact technical services.
Storage	Aliquot and store at -20C or -80C. Avoid freeze-thaw cycles.
Clonality	Monoclonal
Clone	2C4
Preservative	No Preservative
Isotype	IgG1 Kappa
Purity	IgG purified
Buffer	In 1x PBS, pH 7.4
Product Description	
Description	Quality control test: Antibody Reactive Against Recombinant Protein.
Host	Mouse
Gene ID	3693
Gene Symbol	ITGB5
Species	Human
Specificity/Sensitivity	ITGB5 - integrin, beta 5
Immunogen	ITGB5 (NP_002204, 421 a.a. ~ 516 a.a) partial recombinant protein with GST tag. MW of the GST tag alone is 26 KDa. TASFEVSLEARSCPSRHTEHVFAALRPVGFDRDSLEVGVTYNCTCGCSVGLPNS ARCNGSGTYVCGLCECSPGYLGTRCECQDGENQSVYQNLCREA
Notes	This product is produced by and distributed for Abnova, a company based in Taiwan.
Product Application Details	
Applications	Western Blot, ELISA, Flow Cytometry, Immunocytochemistry/ Immunofluorescence, Knockdown Validated
Recommended Dilutions	Western Blot 1:500, Flow Cytometry, ELISA, Immunocytochemistry/ Immunofluorescence, Knockdown Validated
Application Notes	Antibody reactivity against cell lysate and recombinant protein for WB. It has been used for RNAi Validation and ELISA.

Images


Western Blot: Integrin beta 5 Antibody (2C4) [H00003693-M01] - Analysis of ITGB5 expression in transfected 293T cell line by ITGB5 monoclonal antibody (M01), clone 2C4. Lane 1: ITGB5 transfected lysate (88.1 KDa). Lane 2: Non-transfected lysate.



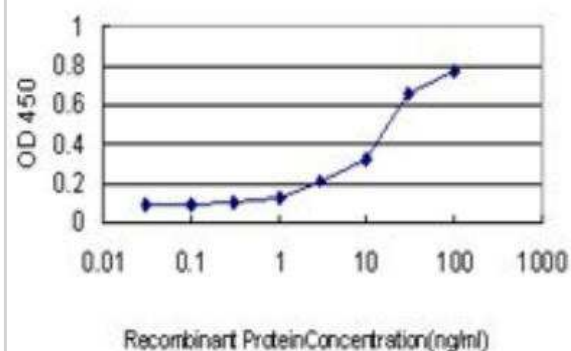
Western Blot: Integrin beta 5 Antibody (2C4) [H00003693-M01] - Analysis of ITGB5 over-expressed 293 cell line, cotransfected with ITGB5 Validated Chimera RNAi (Cat # H00003693-R01V) (Lane 2) or non-transfected control (Lane 1). Blot probed with ITGB5 monoclonal antibody (M01), clone 2C4 (Cat # H00003693-M01). GAPDH (36.1 kDa) used as specificity and loading control.



Western Blot: Integrin beta 5 Antibody (2C4) [H00003693-M01] - ITGB5 monoclonal antibody (M01), clone 2C4 Analysis of ITGB5 expression in HeLa.



ELISA: Integrin beta 5 Antibody (2C4) [H00003693-M01] - Detection limit for recombinant GST tagged ITGB5 is approximately 0.3ng/ml as a capture antibody.



Publications

D Zang, C Zhang, C Li, Y Fan, Z Li, K Hou, X Che, Y Liu, X Qu LPPR4 promotes peritoneal metastasis via Sp1/integrin &alpha/FAK signaling in gastric cancer Am J Cancer Res, 2020-03-01;10(3):1026-1044. 2020-03-01 [PMID: 32266108]

Sa S, Wong L, McCloskey KE. Combinatorial fibronectin and laminin signaling promote highly efficient cardiac differentiation of human embryonic stem cells. Biores Open Access 2014-08-01 [PMID: 25126479]

Ballana E, Pauls E, Clotet B et al. beta5 integrin is the major contributor to the alphaV integrin-mediated blockade of HIV-1 replication. J Immunol. 2010-11-22 [PMID: 21098231]





Novus Biologicals USA

10730 E. Briarwood Avenue
Centennial, CO 80112
USA
Phone: 303.730.1950
Toll Free: 1.888.506.6887
Fax: 303.730.1966
nb-customerservice@bio-techne.com

Bio-Techne Canada

21 Canmotor Ave
Toronto, ON M8Z 4E6
Canada
Phone: 905.827.6400
Toll Free: 855.668.8722
Fax: 905.827.6402
canada.inquires@bio-techne.com

Bio-Techne Ltd

19 Barton Lane
Abingdon Science Park
Abingdon, OX14 3NB, United Kingdom
Phone: (44) (0) 1235 529449
Free Phone: 0800 37 34 15
Fax: (44) (0) 1235 533420
info.EMEA@bio-techne.com

General Contact Information

www.novusbio.com
Technical Support: nb-technical@bio-techne.com
Orders: nb-customerservice@bio-techne.com
General: novus@novusbio.com

Products Related to H00003693-M01

HAF007	Goat anti-Mouse IgG Secondary Antibody [HRP]
NB7539	Goat anti-Mouse IgG (H+L) Secondary Antibody [HRP]
NBP1-43319-0.5mg	Mouse IgG1 Kappa Isotype Control (P3.6.2.8.1)
H00003693-P01-10ug	Recombinant Human Integrin beta 5 GST (N-Term) Protein

Limitations

This product is for research use only and is not approved for use in humans or in clinical diagnosis. Primary Antibodies are guaranteed for 1 year from date of receipt.

For more information on our 100% guarantee, please visit www.novusbio.com/guarantee

Earn gift cards/discounts by submitting a review: www.novusbio.com/reviews/submit/H00003693-M01

Earn gift cards/discounts by submitting a publication using this product:
www.novusbio.com/publications

