

Product Datasheet

Flotillin 2 Antibody (3G6) - Azide and BSA Free H00002319-M03

Unit Size: 0.1 mg

Aliquot and store at -20C or -80C. Avoid freeze-thaw cycles.

www.novusbio.com



technical@novusbio.com

Publications: 1

Protocols, Publications, Related Products, Reviews, Research Tools and Images at:
www.novusbio.com/H00002319-M03

Updated 2/21/2025 v.20.1

Earn rewards for product
reviews and publications.

Submit a publication at www.novusbio.com/publications

Submit a review at www.novusbio.com/reviews/destination/H00002319-M03



H00002319-M03

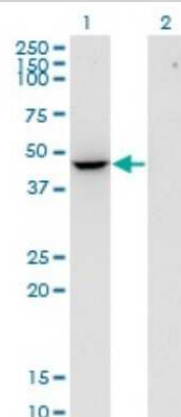
Flotillin 2 Antibody (3G6) - Azide and BSA Free

Product Information	
Unit Size	0.1 mg
Concentration	Concentrations vary lot to lot. See vial label for concentration. If unlisted please contact technical services.
Storage	Aliquot and store at -20C or -80C. Avoid freeze-thaw cycles.
Clonality	Monoclonal
Clone	3G6
Preservative	No Preservative
Isotype	IgG2a Kappa
Purity	Protein A purified
Buffer	In 1x PBS, pH 7.4
Product Description	
Description	Quality control test: Antibody Reactive Against Recombinant Protein.
Host	Mouse
Gene ID	2319
Gene Symbol	FLOT2
Species	Human
Specificity/Sensitivity	Reacts with flotillin 2.
Immunogen	FLOT2 (AAH17292, 1 a.a. ~ 379 a.a) full-length recombinant protein with GST tag. MW of the GST tag alone is 26 KDa. MTLQPRCEDVETAEGVALTVTGVAQVKIMTEKELLAVACEQFLGKNVQDIKNV VLQTLEGHLSILGTLTVEQIQDRDQFAKLVREVAAPDVGRMGIEILSFTIKDVY DKVDYLSSLGKTQTAVVQRDADIGVAEAERDAGIREAECKKEMLDVKFMADTKI ADSKRAFELQKSAFSEEVNIKTAEAQLAYELQGAREQQKIRQEEIEIEVVQRKK QIAVEAQEILRTDKELIATVRRPAEAEAHRIQQIAEGEKVKQVLLAQAEAEKIRKI GEAEAAVIEAMGKAEAEERMKLKAEAYQKYGDAAKMALVLEALPQIAAKIAAPLT KVDEIVVLSGDNSKVTSEVNRLLAELPASVHALTGVDLSKIPLIKKATGVQV
Notes	This product is produced by and distributed for Abnova, a company based in Taiwan.
Product Application Details	
Applications	Western Blot, ELISA, Immunoprecipitation
Recommended Dilutions	Western Blot, ELISA, Immunoprecipitation
Application Notes	This antibody is reactive against recombinant protein in WB and ELISA.




Images

Western Blot: Flotillin 2 Antibody (3G6) [H00002319-M03] - Analysis of FLOT2 expression in transfected 293T cell line by FLOT2 monoclonal antibody (M03), clone 3G6. Lane 1: FLOT2 transfected lysate (Predicted MW: 41.7 KDa). Lane 2: Non-transfected lysate.



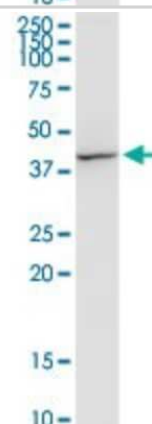
Western Blot: Flotillin 2 Antibody (3G6) [H00002319-M03] - Analysis of FLOT2 transfected lysate using anti-FLOT2 monoclonal antibody and Protein A Magnetic Bead, and immunoblotted with FLOT2 monoclonal antibody.



Western Blot: Flotillin 2 Antibody (3G6) [H00002319-M03] - Analysis of FLOT2 expression in A-431.



Western Blot: Flotillin 2 Antibody (3G6) [H00002319-M03] - Analysis of FLOT2 expression in human stomach.



Publications

Viviana J, Laura G, Adele R et al. Genomic erosion and horizontal gene transfer shape functional differences of the ExIA toxin in *Pseudomonas* spp. *iScience*. 2022-06-14 [PMID: 35789842]



Novus Biologicals USA

10730 E. Briarwood Avenue
Centennial, CO 80112
USA
Phone: 303.730.1950
Toll Free: 1.888.506.6887
Fax: 303.730.1966
nb-customerservice@bio-techne.com

Bio-Techne Canada

21 Canmotor Ave
Toronto, ON M8Z 4E6
Canada
Phone: 905.827.6400
Toll Free: 855.668.8722
Fax: 905.827.6402
canada.inquires@bio-techne.com

Bio-Techne Ltd

19 Barton Lane
Abingdon Science Park
Abingdon, OX14 3NB, United Kingdom
Phone: (44) (0) 1235 529449
Free Phone: 0800 37 34 15
Fax: (44) (0) 1235 533420
info.EMEA@bio-techne.com

General Contact Information

www.novusbio.com
Technical Support: nb-technical@bio-techne.com
Orders: nb-customerservice@bio-techne.com
General: novus@novusbio.com

Products Related to H00002319-M03

HAF007	Goat anti-Mouse IgG Secondary Antibody [HRP]
NB720-B	Rabbit anti-Mouse IgG (H+L) Secondary Antibody [Biotin]
NBP1-96981-0.5mg	Mouse IgG2a Kappa Isotype Control (M2AK)
H00002319-P01-10ug	Recombinant Human Flotillin 2 GST (N-Term) Protein

Limitations

This product is for research use only and is not approved for use in humans or in clinical diagnosis. Primary Antibodies are guaranteed for 1 year from date of receipt.

For more information on our 100% guarantee, please visit www.novusbio.com/guarantee

Earn gift cards/discounts by submitting a review: www.novusbio.com/reviews/submit/H00002319-M03

Earn gift cards/discounts by submitting a publication using this product:
www.novusbio.com/publications

