

Product Datasheet

DLST Antibody (4D7) - Azide and BSA Free H00001743-M01-100ug

Unit Size: 100 ug

Aliquot and store at -20C or -80C. Avoid freeze-thaw cycles.

www.novusbio.com



technical@novusbio.com

Protocols, Publications, Related Products, Reviews, Research Tools and Images at:
www.novusbio.com/H00001743-M01-100ug

Updated 9/9/2025 v.20.1

Earn rewards for product
reviews and publications.

Submit a publication at www.novusbio.com/publications

Submit a review at www.novusbio.com/reviews/destination/H00001743-M01-100ug



H00001743-M01-100ug

DLST Antibody (4D7) - Azide and BSA Free

Product Information	
Unit Size	100 ug
Concentration	Concentrations vary lot to lot. See vial label for concentration. If unlisted please contact technical services.
Storage	Aliquot and store at -20C or -80C. Avoid freeze-thaw cycles.
Clonality	Monoclonal
Clone	4D7
Preservative	No Preservative
Isotype	IgG2b Kappa
Purity	Protein A or G purified
Buffer	In 1x PBS, pH 7.4

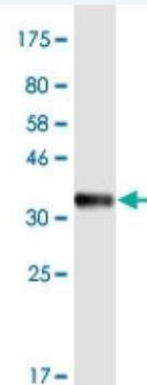
Product Description	
Description	Novus Biologicals Mouse DLST Antibody (4D7) - Azide and BSA Free (H00001743-M01-100ug) is a monoclonal antibody validated for use in WB and ELISA. All Novus Biologicals antibodies are covered by our 100% guarantee.
Host	Mouse
Gene ID	1743
Gene Symbol	DLST
Species	Human, Rat
Immunogen	DLST (NP_001924, 1 a.a. ~ 99 a.a) partial recombinant protein with GST tag. MW of the GST tag alone is 26 KDa. MLSRRCVSRAFSRSLSAFQKGNCPLGRRSLPGVSLCQGPYPNSRKVVINN SVFSVRFFRTTAVCKDDLVTVKTPAFAESVTEGDVRWEKAVGDTVAE
Notes	This product is produced by and distributed for Abnova, a company based in Taiwan.

Product Application Details	
Applications	Western Blot, ELISA
Recommended Dilutions	Western Blot, ELISA

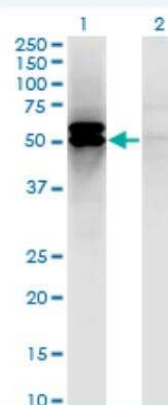


Images

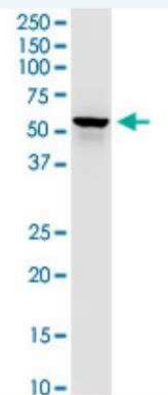
Western Blot: DLST Antibody (4D7) [H00001743-M01-100ug] - Detection against Immunogen (36.63 KDa) .



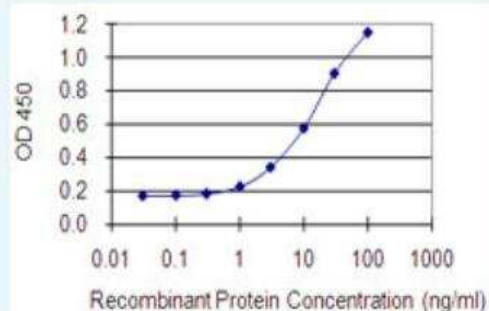
Western Blot: DLST Antibody (4D7) [H00001743-M01-100ug] - Analysis of DLST expression in transfected 293T cell line by DLST monoclonal antibody (M01), clone 4D7. Lane 1: DLST transfected lysate (Predicted MW: 48.8 KDa). Lane 2: Non-transfected lysate.



Western Blot: DLST Antibody (4D7) [H00001743-M01-100ug] - Analysis of DLST expression in PC-12.



ELISA: DLST Antibody (4D7) [H00001743-M01-100ug] - Detection limit for recombinant GST tagged DLST is 0.3 ng/ml as a capture antibody.





Novus Biologicals USA

10730 E. Briarwood Avenue
Centennial, CO 80112
USA
Phone: 303.730.1950
Toll Free: 1.888.506.6887
Fax: 303.730.1966
nb-customerservice@bio-techne.com

Bio-Techne Canada

21 Canmotor Ave
Toronto, ON M8Z 4E6
Canada
Phone: 905.827.6400
Toll Free: 855.668.8722
Fax: 905.827.6402
canada.inquires@bio-techne.com

Bio-Techne Ltd

19 Barton Lane
Abingdon Science Park
Abingdon, OX14 3NB, United Kingdom
Phone: (44) (0) 1235 529449
Free Phone: 0800 37 34 15
Fax: (44) (0) 1235 533420
info.EMEA@bio-techne.com

General Contact Information

www.novusbio.com
Technical Support: nb-technical@bio-techne.com
Orders: nb-customerservice@bio-techne.com
General: novus@novusbio.com

Products Related to H00001743-M01-100ug

NBP2-33376H	Blue Marker Antibody (6F4-F6) [HRP]
HAF007	Goat anti-Mouse IgG Secondary Antibody [HRP]
NB7539	Goat anti-Mouse IgG (H+L) Secondary Antibody [HRP]
NBP1-43317-0.5mg	Mouse IgG2b Kappa Light Chain Isotype Control (MG2b)

Limitations

This product is for research use only and is not approved for use in humans or in clinical diagnosis. Primary Antibodies are guaranteed for 1 year from date of receipt.

For more information on our 100% guarantee, please visit www.novusbio.com/guarantee

Earn gift cards/discounts by submitting a review: www.novusbio.com/reviews/submit/H00001743-M01-100ug

Earn gift cards/discounts by submitting a publication using this product:
www.novusbio.com/publications

