

Product Datasheet

DDX11 Antibody (3C1) - Azide and BSA Free H00001663-M03

Unit Size: 0.1 mg

Aliquot and store at -20C or -80C. Avoid freeze-thaw cycles.

www.novusbio.com



technical@novusbio.com

Publications: 1

Protocols, Publications, Related Products, Reviews, Research Tools and Images at:
www.novusbio.com/H00001663-M03

Updated 2/21/2025 v.20.1

Earn rewards for product
reviews and publications.

Submit a publication at www.novusbio.com/publications

Submit a review at www.novusbio.com/reviews/destination/H00001663-M03



H00001663-M03

DDX11 Antibody (3C1) - Azide and BSA Free

Product Information	
Unit Size	0.1 mg
Concentration	Concentrations vary lot to lot. See vial label for concentration. If unlisted please contact technical services.
Storage	Aliquot and store at -20C or -80C. Avoid freeze-thaw cycles.
Clonality	Monoclonal
Clone	3C1
Preservative	No Preservative
Isotype	IgG2b Kappa
Purity	Protein A purified
Buffer	In 1x PBS, pH 7.4

Product Description	
Description	Quality control test: Antibody Reactive Against Recombinant Protein.
Host	Mouse
Gene ID	1663
Gene Symbol	DDX11
Species	Human
Specificity/Sensitivity	DDX11 (3C1)
Immunogen	DDX11 (AAH11264, 1 a.a. ~ 970 a.a) full-length recombinant protein with GST tag. MW of the GST tag alone is 26 KDa. MANETQKVGAIHFPPFTSYSIQEDFMAELYRVLEAGKIGIFESPTGTGKSLSLIC GALSWLRDFEQKKREEEARLLETGTGPLHDEKDESLCLSSSCEGAAGTPRPA GEPAWVTQFVQKKEERDLVDRLKAEQARRKQREERLQQLQHRVQLKYAAKRL RQEEEEERENLLRLSREMLETGPEAERLEQLESGEEELVLAYESDEEKKVASR VDEDEDDLEEEHITKIYYCSRTHSQLAQFVHEVKKSPFGKDVRLVSLGSRQNL VNEDVKSLGSLVQLINDRCVDMQRSRHEKKGAEKPKRRRQEKQAACPFYN HEQMGLLRDEALAEVKDMEQLLALGKEARACPYGSRALPAAQLVLPYQML LHAATRQAAGIRLQDQVVIIDEAHNLIDTITGMHSVEVSGSQLCQAHSQLLQYVE RYGKRLKAKNLMYKQILYLLEKFVAVLGGNIKQNPNTQSLSTGTTELKTINDFL FQSQIDNINLFKVQRYCEKSMISRKLFGFTERYGAVFSSREQPKLAGFQQFLQS LQPRTEALAAPADESQASTLRPASPLMHIQGFLAALTANQDGRVILSRQGS SQSTLKFLLLNPVHFAQVVKCRAVVIAGGTMQPVSDFRQQLLACAGVEAER VVEFSCGHVIPPDNILPLVICSGISNQPLEFTFQKRELPQMMDEVGRILCNLCGV VPGGVVCFPPSYEYLRQVHAHWEKGGLLGRLAARKKIFQEPKSAHQVEQVLLA YSRCIQACGQERGQVTGALLLSVVGKMSSEGINFSDNLGRCVVMVGMPPFNI RSAELQEKMAYLDQTLSPRPGTPREGSGGEPVHEGRQPVHRQGHQAPEGFC QRSAPGPAICPAPCPGQAAGLDPSPCGGQSYLWPRHCCCAEVSPGEVGLFL MGNHATAWRRALPLSCPLETVFVGVVCGDPVTKVKPRRRVWSPECCQDPG TGVSSRRRKWGNPE
Notes	This product is produced by and distributed for Abnova, a company based in Taiwan.

Product Application Details	
Applications	Western Blot, ELISA, Immunocytochemistry/ Immunofluorescence, Immunohistochemistry, Immunohistochemistry-Paraffin, Sandwich ELISA
Recommended Dilutions	Western Blot 1:500, ELISA, Immunohistochemistry, Immunocytochemistry/ Immunofluorescence, Immunohistochemistry-Paraffin, Sandwich ELISA

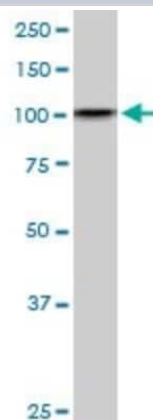


Application Notes

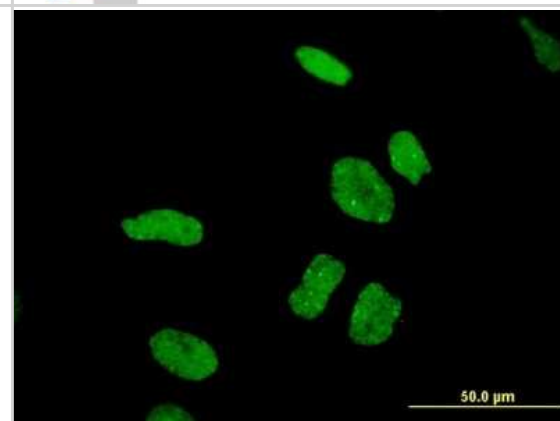
It has been used for ELISA and WB.

Images

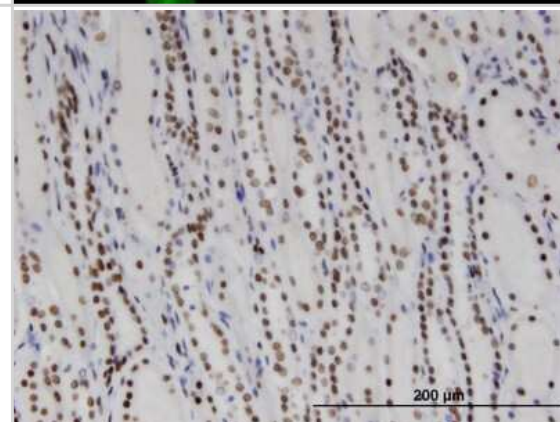
Western Blot: DDX11 Antibody (3C1) [H00001663-M03] - Analysis of DDX11 expression in human liver.




Immunocytochemistry/Immunofluorescence: DDX11 Antibody (3C1) [H00001663-M03] - Analysis of monoclonal antibody to DDX11 on HeLa cell. Antibody concentration 10 ug/ml



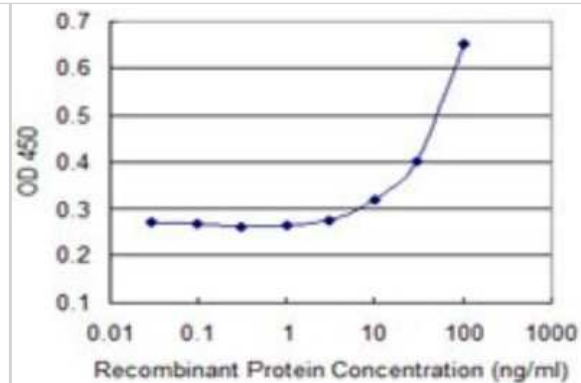
Immunohistochemistry-Paraffin: DDX11 Antibody (3C1) [H00001663-M03] - Analysis of monoclonal antibody to DDX11 on formalin-fixed paraffin-embedded human kidney. Antibody concentration 3 ug/ml



Western Blot: DDX11 Antibody (3C1) [H00001663-M03] - Analysis of DDX11 expression in HeLa(Cat # L013V1).



Sandwich ELISA: DDX11 Antibody (3C1) [H00001663-M03] - Detection limit for recombinant GST tagged DDX11 is 3 ng/ml as a capture antibody.



Publications

Perez-Benavente B, Garcia JL, Rodriguez MS et al. GSK3-SCFFBXW7 targets JunB for degradation in G2 to preserve chromatid cohesion before anaphase *Oncogene* 2012-06-18 [PMID: 22710716] (WB, Human)



Novus Biologicals USA

10730 E. Briarwood Avenue
Centennial, CO 80112
USA
Phone: 303.730.1950
Toll Free: 1.888.506.6887
Fax: 303.730.1966
nb-customerservice@bio-techne.com

Bio-Techne Canada

21 Canmotor Ave
Toronto, ON M8Z 4E6
Canada
Phone: 905.827.6400
Toll Free: 855.668.8722
Fax: 905.827.6402
canada.inquires@bio-techne.com

Bio-Techne Ltd

19 Barton Lane
Abingdon Science Park
Abingdon, OX14 3NB, United Kingdom
Phone: (44) (0) 1235 529449
Free Phone: 0800 37 34 15
Fax: (44) (0) 1235 533420
info.EMEA@bio-techne.com

General Contact Information

www.novusbio.com
Technical Support: nb-technical@bio-techne.com
Orders: nb-customerservice@bio-techne.com
General: novus@novusbio.com

Products Related to H00001663-M03

HAF007	Goat anti-Mouse IgG Secondary Antibody [HRP]
NB720-B	Rabbit anti-Mouse IgG (H+L) Secondary Antibody [Biotin]
NBP1-43317-0.5mg	Mouse IgG2b Kappa Light Chain Isotype Control (MG2b)
H00001663-P01-10ug	Recombinant Human DDX11 GST (N-Term) Protein

Limitations

This product is for research use only and is not approved for use in humans or in clinical diagnosis. Primary Antibodies are guaranteed for 1 year from date of receipt.

For more information on our 100% guarantee, please visit www.novusbio.com/guarantee

Earn gift cards/discounts by submitting a review: www.novusbio.com/reviews/submit/H00001663-M03

Earn gift cards/discounts by submitting a publication using this product:
www.novusbio.com/publications

