

Product Datasheet

Casein Antibody - Azide and BSA Free H00001446-D01P

Unit Size: 0.1 mg

Aliquot and store at -20C or -80C. Avoid freeze-thaw cycles.

www.novusbio.com



technical@novusbio.com

Publications: 1

Protocols, Publications, Related Products, Reviews, Research Tools and Images at:
www.novusbio.com/H00001446-D01P

Updated 2/21/2025 v.20.1

Earn rewards for product
reviews and publications.

Submit a publication at www.novusbio.com/publications

Submit a review at www.novusbio.com/reviews/destination/H00001446-D01P



H00001446-D01P

Casein Antibody - Azide and BSA Free

Product Information	
Unit Size	0.1 mg
Concentration	Concentrations vary lot to lot. See vial label for concentration. If unlisted please contact technical services.
Storage	Aliquot and store at -20C or -80C. Avoid freeze-thaw cycles.
Clonality	Polyclonal
Preservative	No Preservative
Isotype	IgG
Purity	Protein A purified
Buffer	PBS (pH 7.4)


Product Description	
Description	Quality control test: Antibody reactive against mammalian transfected lysate.
Host	Rabbit
Gene ID	1446
Gene Symbol	CSN1S1
Species	Human, Mouse
Specificity/Sensitivity	CSN1S1,
Immunogen	CSN1S1 (NP_001881.1, 1 a.a. - 185 a.a.) full-length human protein. MRLLLILTCLVAVALARPKLPLRYPERLQNPSESSEPIPLESREEYMNGMNRQRN ILREKQTDEIKDTRNESTQNCVVAEPEKMESSISSSSEEMSLSKCAEQFCRLNE YNQLQLQAAHAQEQIRRMNENSHVQVPFQQLNQLAAYPYAVWYYPQIMQYVP FPFSDISNPTAHENYEKNNVMLQW
Notes	This product is produced by and distributed for Abnova, a company based in Taiwan.

Product Application Details	
Applications	Western Blot
Recommended Dilutions	Western Blot 1:500
Application Notes	It has been used for ELISA and WB.

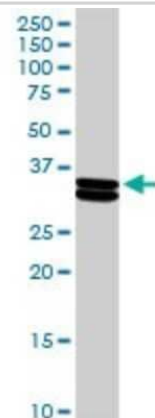


Images

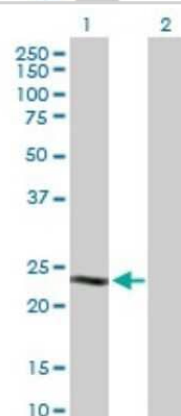
Western Blot: Casein Antibody [H00001446-D01P] - Expression of adipose-specific genes and adipose-enhanced genes. Semi-quantitative RT-PCR and/or Western blot analysis (WB) of CSN1S1, SLC19A3, and LVRN (AQPEP) in selected tissues: subcutaneous adipose tissue (Ad), brain (Br), heart (He), kidney (Ki), lung (Lu), liver (Li), and skeletal muscle (Mu). Target sizes for RT-PCR: 213?bp (CSN1S1), 170?bp (SLC19A3) and 193?bp (LVRN (AQPEP)). Expected sizes for full-length proteins were 21.7?kDa and 55.7?kDa for CSN1S1 and SLC19A3, respectively. Cyclophilin (CYC) (325?bp) and GAPDH (38?kDa) were used as a reference gene and protein, respectively. Image collected and cropped by CiteAb from the following publication ([//www.nature.com/articles/s41598-019-39582-8](https://www.nature.com/articles/s41598-019-39582-8)) licensed under a CC-BY license.



Western Blot: Casein Antibody [H00001446-D01P] - Analysis of CSN1S1 expression in mouse liver.



Western Blot: Casein Antibody [H00001446-D01P] - Analysis of CSN1S1 expression in transfected 293T cell line by CSN1S1 polyclonal antibody. Lane 1: CSN1S1 transfected lysate (21.70 kDa). Lane 2: Non-transfected lysate.



Publications

Ahn J, Wu H, Lee K. Integrative Analysis Revealing Human Adipose-Specific Genes and Consolidating Obesity Loci Sci Rep 2019-02-28 [PMID: 30816281] (WB, Human)



Novus Biologicals USA

10730 E. Briarwood Avenue
Centennial, CO 80112
USA
Phone: 303.730.1950
Toll Free: 1.888.506.6887
Fax: 303.730.1966
nb-customerservice@bio-techne.com

Bio-Techne Canada

21 Canmotor Ave
Toronto, ON M8Z 4E6
Canada
Phone: 905.827.6400
Toll Free: 855.668.8722
Fax: 905.827.6402
canada.inquires@bio-techne.com

Bio-Techne Ltd

19 Barton Lane
Abingdon Science Park
Abingdon, OX14 3NB, United Kingdom
Phone: (44) (0) 1235 529449
Free Phone: 0800 37 34 15
Fax: (44) (0) 1235 533420
info.EMEA@bio-techne.com

General Contact Information

www.novusbio.com
Technical Support: nb-technical@bio-techne.com
Orders: nb-customerservice@bio-techne.com
General: novus@novusbio.com

Products Related to H00001446-D01P

HAF008	Goat anti-Rabbit IgG Secondary Antibody [HRP]
NB7160	Goat anti-Rabbit IgG (H+L) Secondary Antibody [HRP]
NBP2-24891	Rabbit IgG Isotype Control
H00001446-P01-10ug	Recombinant Human Casein GST (N-Term) Protein

Limitations

This product is for research use only and is not approved for use in humans or in clinical diagnosis. Primary Antibodies are guaranteed for 1 year from date of receipt.

For more information on our 100% guarantee, please visit www.novusbio.com/guarantee

Earn gift cards/discounts by submitting a review: www.novusbio.com/reviews/submit/H00001446-D01P

Earn gift cards/discounts by submitting a publication using this product:
www.novusbio.com/publications

