

# Product Datasheet

## mu Crystallin Antibody (6B3) - Azide and BSA Free H00001428-M03

Unit Size: 0.1 mg

Aliquot and store at -20C or -80C. Avoid freeze-thaw cycles.

[www.novusbio.com](http://www.novusbio.com)



[technical@novusbio.com](mailto:technical@novusbio.com)

### Publications: 8

Protocols, Publications, Related Products, Reviews, Research Tools and Images at:  
[www.novusbio.com/H00001428-M03](http://www.novusbio.com/H00001428-M03)

Updated 8/7/2025 v.20.1

Earn rewards for product  
reviews and publications.

Submit a publication at [www.novusbio.com/publications](http://www.novusbio.com/publications)

Submit a review at [www.novusbio.com/reviews/destination/H00001428-M03](http://www.novusbio.com/reviews/destination/H00001428-M03)



**H00001428-M03**

mu Crystallin Antibody (6B3) - Azide and BSA Free

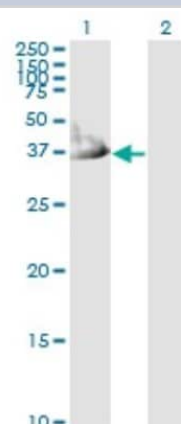
Product Information	
<b>Unit Size</b>	0.1 mg
<b>Concentration</b>	Concentrations vary lot to lot. See vial label for concentration. If unlisted please contact technical services.
<b>Storage</b>	Aliquot and store at -20C or -80C. Avoid freeze-thaw cycles.
<b>Clonality</b>	Monoclonal
<b>Clone</b>	6B3
<b>Preservative</b>	No Preservative
<b>Isotype</b>	IgG1 Kappa
<b>Purity</b>	Protein A purified
<b>Buffer</b>	In 1x PBS, pH 7.4

Product Description	
<b>Description</b>	Quality control test: Antibody Reactive Against Recombinant Protein.
<b>Host</b>	Mouse
<b>Gene ID</b>	1428
<b>Gene Symbol</b>	CRYM
<b>Species</b>	Human, Mouse
<b>Specificity/Sensitivity</b>	CRYM (6B3)
<b>Immunogen</b>	CRYM (NP_001879, 215 a.a. ~ 314 a.a) partial recombinant protein with GST tag. MW of the GST tag alone is 26 KDa. EWVKPGAHINAVGASRPDWRELDDELMKEAVLYVDSQEAAALKESGDVLLSGA EIFAELGEVIKGVKPAHCEKTTVFKSLGMAVEDTVAAKLIYDSWSSGK
<b>Notes</b>	This product is produced by and distributed for Abnova, a company based in Taiwan.

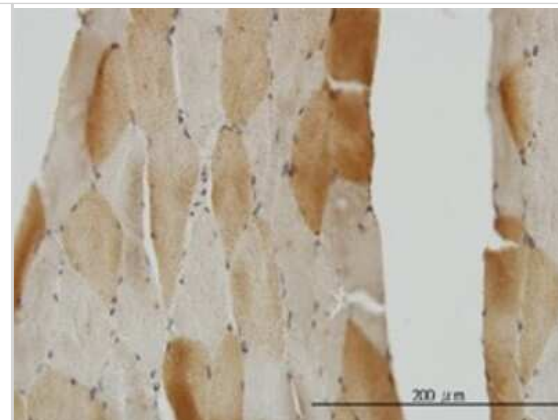
Product Application Details	
<b>Applications</b>	Western Blot, Immunohistochemistry-Paraffin, ELISA, Immunohistochemistry, Immunoprecipitation
<b>Recommended Dilutions</b>	Western Blot 1:500, ELISA, Immunohistochemistry, Immunoprecipitation, Immunohistochemistry-Paraffin
<b>Application Notes</b>	Antibody reactivity against cell lysate and recombinant protein for WB. It has also been used for IHC-P and ELISA.

**Images**

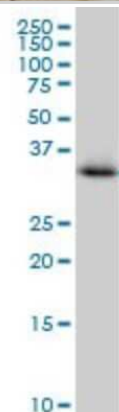
Western Blot: mu Crystallin Antibody (6B3) [H00001428-M03] - Analysis of CRYM expression in transfected 293T cell line by CRYM monoclonal antibody (M03), clone 6B3. Lane 1: CRYM transfected lysate (33.8 KDa). Lane 2: Non-transfected lysate.



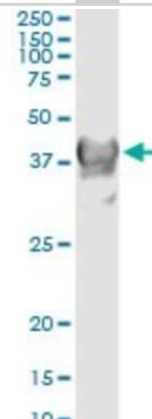
Immunohistochemistry-Paraffin: mu Crystallin Antibody (6B3) [H00001428-M03] - Analysis of monoclonal antibody to CRYM on formalin-fixed paraffin-embedded human skeletal muscle. Antibody concentration 3 ug/ml



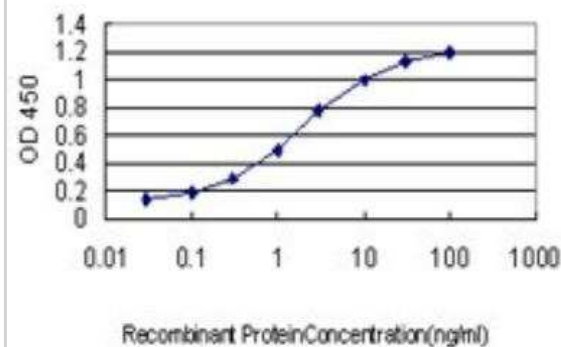
Western Blot: mu Crystallin Antibody (6B3) [H00001428-M03] - Analysis of CRYM expression in Jurkat (Cat # L017V1).



Immunoprecipitation: mu Crystallin Antibody (6B3) [H00001428-M03] - Analysis of CRYM transfected lysate using anti-CRYM monoclonal antibody and Protein A Magnetic Bead, and immunoblotted with CRYM rabbit polyclonal antibody.



ELISA: mu Crystallin Antibody (6B3) [H00001428-M03] - Detection limit for recombinant GST tagged CRYM is approximately 0.03ng/ml as a capture antibody.



## Publications

Schnoell J, Kotowski U, Jank BJ et al. Prognostic Relevance of Thyroid-Hormone-Associated Proteins in Adenoid Cystic Carcinoma of the Head and Neck *Journal of personalized medicine* 2021-12-12 [PMID: 34945824]

Bernhard J, Markus H, Julia S et al.  $\alpha$ -Crystallin Is Associated with Disease Outcome in Head and Neck Squamous Cell Carcinoma. *J Pers Med.* 2021-12-08 [PMID: 34945802]

Christian K, Andrea O, Kaila N et al.  $\alpha$ -Crystallin in Mouse Skeletal Muscle Promotes a Shift from Glycolytic toward Oxidative Metabolism. *Curr Res Physiol.* 2021-02-09 [PMID: 34746826]

Vanderplanck C, Tassin A, Anseau E et al. Overexpression of the double homeodomain protein DUX4c interferes with myofibrillogenesis and induces clustering of myonuclei. *Skelet Muscle* 2018-01-12 [PMID: 29329560]

Vanderplanck C, Anseau E, Charron S et al. The FSHD Atrophic Myotube Phenotype Is Caused by DUX4 Expression. *PLoS One.* 2011-10-28 [PMID: 22053214]

Dilwali S, Lysaght A, Roberts D et al. Sporadic vestibular schwannomas associated with good hearing secrete higher levels of fibroblast growth factor 2 than those associated with poor hearing irrespective of tumor size. *Otol Neurotol.* 2013-06-01 [PMID: 23512073] (Human)

Mathur BN, Caprioli RM, Deutch AY. Proteomic Analysis Illuminates a Novel Structural Definition of the Claustrum Insula. *Cereb Cortex* :bhn253. 2009-01-01 [PMID: 19168664]

1 Reed PW, Corse AM, Porter NC et al. Abnormal expression of mu-crystallin in facioscapulohumeral muscular dystrophy. *Exp Neurol*;205(2):583-6. 2007-06-01 [PMID: 17451686]





### **Novus Biologicals USA**

10730 E. Briarwood Avenue  
Centennial, CO 80112  
USA  
Phone: 303.730.1950  
Toll Free: 1.888.506.6887  
Fax: 303.730.1966  
nb-customerservice@bio-techne.com

### **Bio-Techne Canada**

21 Canmotor Ave  
Toronto, ON M8Z 4E6  
Canada  
Phone: 905.827.6400  
Toll Free: 855.668.8722  
Fax: 905.827.6402  
canada.inquires@bio-techne.com

### **Bio-Techne Ltd**

19 Barton Lane  
Abingdon Science Park  
Abingdon, OX14 3NB, United Kingdom  
Phone: (44) (0) 1235 529449  
Free Phone: 0800 37 34 15  
Fax: (44) (0) 1235 533420  
info.EMEA@bio-techne.com

### **General Contact Information**

www.novusbio.com  
Technical Support: nb-technical@bio-techne.com  
Orders: nb-customerservice@bio-techne.com  
General: novus@novusbio.com

### **Products Related to H00001428-M03**

---

NB800-PC2	Jurkat Whole Cell Lysate
HAF007	Goat anti-Mouse IgG Secondary Antibody [HRP]
NB7539	Goat anti-Mouse IgG (H+L) Secondary Antibody [HRP]
NBP1-43319-0.5mg	Mouse IgG1 Kappa Isotype Control (P3.6.2.8.1)

---

### **Limitations**

This product is for research use only and is not approved for use in humans or in clinical diagnosis. Primary Antibodies are guaranteed for 1 year from date of receipt.

For more information on our 100% guarantee, please visit [www.novusbio.com/guarantee](http://www.novusbio.com/guarantee)

Earn gift cards/discounts by submitting a review: [www.novusbio.com/reviews/submit/H00001428-M03](http://www.novusbio.com/reviews/submit/H00001428-M03)

Earn gift cards/discounts by submitting a publication using this product:  
[www.novusbio.com/publications](http://www.novusbio.com/publications)

