

# Product Datasheet

## Cadherin-11 Antibody (3C8) - Azide and BSA Free H00001009-M05-100ug

Unit Size: 100 ug

Aliquot and store at -20C or -80C. Avoid freeze-thaw cycles.

[www.novusbio.com](http://www.novusbio.com)



[technical@novusbio.com](mailto:technical@novusbio.com)

Protocols, Publications, Related Products, Reviews, Research Tools and Images at:  
[www.novusbio.com/H00001009-M05-100ug](http://www.novusbio.com/H00001009-M05-100ug)

Updated 9/9/2025 v.20.1

Earn rewards for product  
reviews and publications.

Submit a publication at [www.novusbio.com/publications](http://www.novusbio.com/publications)

Submit a review at [www.novusbio.com/reviews/destination/H00001009-M05-100ug](http://www.novusbio.com/reviews/destination/H00001009-M05-100ug)



**H00001009-M05-100ug**

Cadherin-11 Antibody (3C8) - Azide and BSA Free

Product Information	
Unit Size	100 ug
Concentration	Concentrations vary lot to lot. See vial label for concentration. If unlisted please contact technical services.
Storage	Aliquot and store at -20C or -80C. Avoid freeze-thaw cycles.
Clonality	Monoclonal
Clone	3C8
Preservative	No Preservative
Isotype	IgG1 Kappa
Purity	Protein A or G purified
Buffer	In 1x PBS, pH 7.4

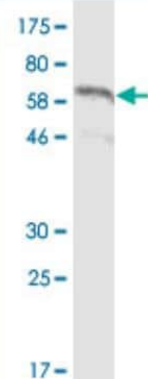
Product Description	
Description	Novus Biologicals Mouse Cadherin-11 Antibody (3C8) - Azide and BSA Free (H00001009-M05-100ug) is a monoclonal antibody validated for use in WB, ELISA and ICC/IF. All Novus Biologicals antibodies are covered by our 100% guarantee.
Host	Mouse
Gene ID	1009
Gene Symbol	CDH11
Species	Human
Immunogen	CDH11 (P55287, 54 a.a. ~ 612 a.a) partial recombinant protein with Fc tag at C terminal. MW of the Fc tag alone is 50 KDa. GWVWNQFFVIEEYTGPDVPLVGRLLHSDIDSGDGNIKYILSGEGAGTIFVIDDKS GNIHATKTLDREERAQYTLMAQAVDRDTNRPLEPPSEFIVKVQDINDNPPEFLH ETYHANVPERSNVGTSVIQVTASDADDPTYGNSAKLVYSILEGQPYFSVEAQT GIIRTALPNMDREAKEYHVVIQAKDMGGHMGGLSGTTKVMITLTDVNDNPPKF PQSVYQMSVSEAAVPGEEVGRVKAKDPDIGENGLVTYNIVDGDGMESFEITTD YETQEGVIKLLKPPVDFETKRAYSLKVEAANVHIDPKFISNGPFKDTVTVKIAVED ADEPPMFLAPSYIHEVQENAAAGTVVGRVHAKDPDAANSPIRYSIDRHTDLDRF FTINPEDGFIKTTKPLDREETAWLNITVFAAEIHNRHQEAKVPVAIRVLDVNDNA PKFAAPYEGFICESDQTKPLSNQPIVTISADDKDDTANGPRFIFSLPPEIIHNP TVRDNRDNTAGVYARRGGFSRQKQDLYLLPIVISDGGIPPMSSNTLTIKVCGC DVNGALLSCNAEAYILN
Notes	This product is produced by and distributed for Abnova, a company based in Taiwan.

Product Application Details	
Applications	Western Blot, ELISA, Immunocytochemistry/ Immunofluorescence
Recommended Dilutions	Western Blot, ELISA, Immunocytochemistry/ Immunofluorescence

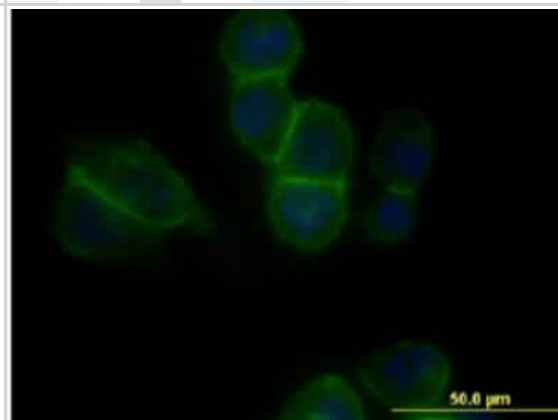


**Images**

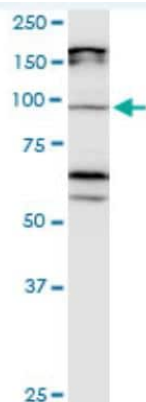
Western Blot: Cadherin-11 Antibody (3C8) [H00001009-M05-100ug] - Detection against CHD11-His tag (61.49 KDa).



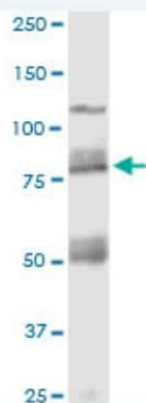
Immunocytochemistry/Immunofluorescence: Cadherin-11 Antibody (3C8) [H00001009-M05-100ug] - Monoclonal antibody to CDH11 on PC3-MM2 cell. [antibody concentration 10 ug/ml]



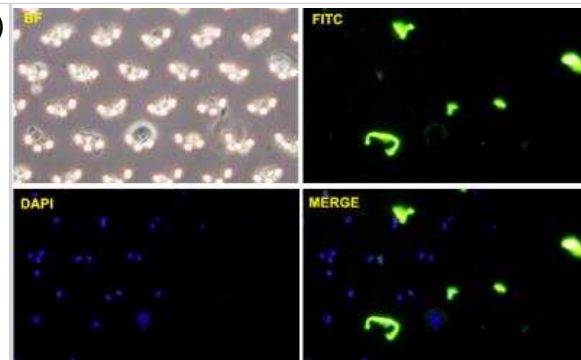
Western Blot: Cadherin-11 Antibody (3C8) [H00001009-M05-100ug] - Analysis of CDH11 expression in MCF-7.



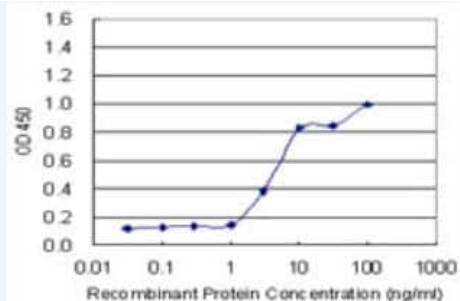
Western Blot: Cadherin-11 Antibody (3C8) [H00001009-M05-100ug] - Analysis of CDH11 expression in human kidney.



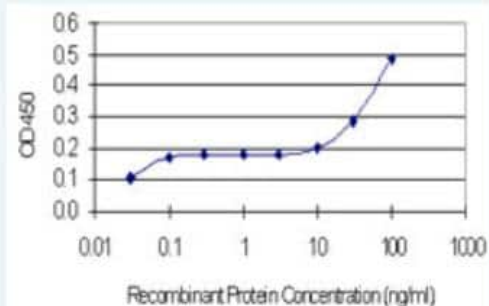
Immunocytochemistry/Immunofluorescence: Cadherin-11 Antibody (3C8) [H00001009-M05-100ug] - PC3-MM2 cells were stained with CDH11-FITC labeled monoclonal antibody (Green). The cell nucleus were counterstained with DAPI (Blue).



ELISA: Cadherin-11 Antibody (3C8) [H00001009-M05-100ug] - Detection limit for recombinant GST tagged CDH11 is 1 ng/ml as a capture antibody.



ELISA: Cadherin-11 Antibody (3C8) [H00001009-M05-100ug] - Detection limit for recombinant GST tagged CDH11 is 3 ng/ml as a capture antibody.





### **Novus Biologicals USA**

10730 E. Briarwood Avenue  
Centennial, CO 80112  
USA  
Phone: 303.730.1950  
Toll Free: 1.888.506.6887  
Fax: 303.730.1966  
nb-customerservice@bio-techne.com

### **Bio-Techne Canada**

21 Canmotor Ave  
Toronto, ON M8Z 4E6  
Canada  
Phone: 905.827.6400  
Toll Free: 855.668.8722  
Fax: 905.827.6402  
canada.inquires@bio-techne.com

### **Bio-Techne Ltd**

19 Barton Lane  
Abingdon Science Park  
Abingdon, OX14 3NB, United Kingdom  
Phone: (44) (0) 1235 529449  
Free Phone: 0800 37 34 15  
Fax: (44) (0) 1235 533420  
info.EMEA@bio-techne.com

### **General Contact Information**

www.novusbio.com  
Technical Support: nb-technical@bio-techne.com  
Orders: nb-customerservice@bio-techne.com  
General: novus@novusbio.com

### **Products Related to H00001009-M05-100ug**

---

NBP2-33376H	Blue Marker Antibody (6F4-F6) [HRP]
HAF007	Goat anti-Mouse IgG Secondary Antibody [HRP]
NB7539	Goat anti-Mouse IgG (H+L) Secondary Antibody [HRP]
NBP1-43319-0.5mg	Mouse IgG1 Kappa Isotype Control (P3.6.2.8.1)

---

### **Limitations**

This product is for research use only and is not approved for use in humans or in clinical diagnosis. Primary Antibodies are guaranteed for 1 year from date of receipt.

For more information on our 100% guarantee, please visit [www.novusbio.com/guarantee](http://www.novusbio.com/guarantee)

Earn gift cards/discounts by submitting a review: [www.novusbio.com/reviews/submit/H00001009-M05-100ug](http://www.novusbio.com/reviews/submit/H00001009-M05-100ug)

Earn gift cards/discounts by submitting a publication using this product:  
[www.novusbio.com/publications](http://www.novusbio.com/publications)

