

Product Datasheet

TLR7 Antibody (66H3) - Azide and BSA Free DDX0500P-100

Unit Size: 0.1 mg

Store at -20C. Avoid freeze-thaw cycles.

www.novusbio.com



technical@novusbio.com

Publications: 3

Protocols, Publications, Related Products, Reviews, Research Tools and Images at:
www.novusbio.com/DDX0500P-100

Updated 9/9/2025 v.20.1

Earn rewards for product
reviews and publications.

Submit a publication at www.novusbio.com/publications

Submit a review at www.novusbio.com/reviews/destination/DDX0500P-100



DDX0500P-100

TLR7 Antibody (66H3) - Azide and BSA Free

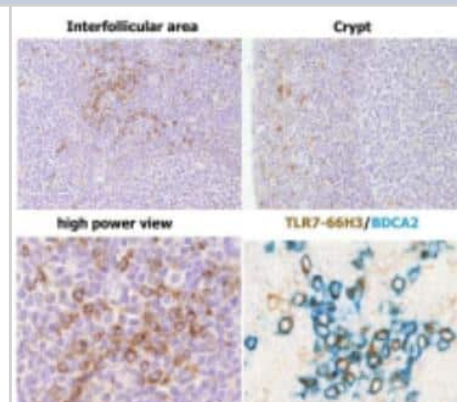
Product Information	
Unit Size	0.1 mg
Concentration	0.5 mg/ml
Storage	Store at -20C. Avoid freeze-thaw cycles.
Clonality	Monoclonal
Clone	66H3
Preservative	No Preservative
Isotype	IgG1
Purity	Ion exchange chromatography
Buffer	Tris-NaCl (pH 8.0)

Product Description	
Description	Novus Biologicals Mouse TLR7 Antibody (66H3) - Azide and BSA Free (DDX0500P-100) is a monoclonal antibody validated for use in IHC and Flow. Anti-TLR7 Antibody: Cited in 3 publications. All Novus Biologicals antibodies are covered by our 100% guarantee.
Host	Mouse
Gene ID	51284
Gene Symbol	TLR7
Species	Human, Canine
Immunogen	TLR7/CD287 was used as immunogen.
Notes	This product is manufactured by Eurobio Scientific (formerly Dendritics) and distributed by Novus Biologicals.

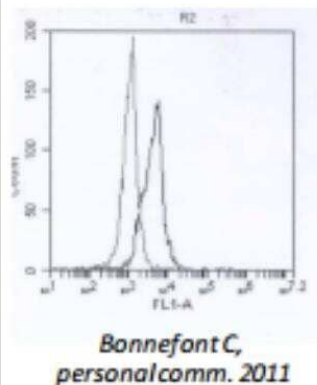
Product Application Details	
Applications	Immunohistochemistry-Paraffin, Flow Cytometry, Flow (Intracellular), Immunohistochemistry, Immunohistochemistry-Frozen
Recommended Dilutions	Flow Cytometry 1:10-1:1000, Immunohistochemistry 1:10-1:500, Immunohistochemistry-Paraffin 1:10-1:500, Immunohistochemistry-Frozen 1:10-1:500, Flow (Intracellular)

Images

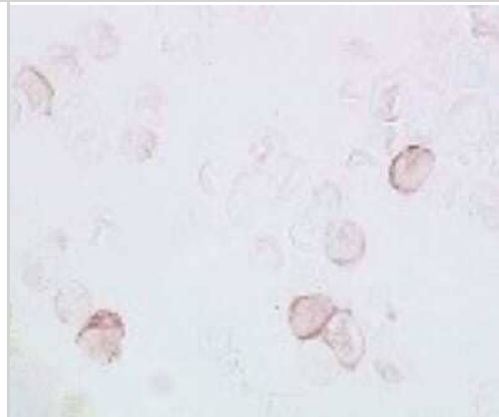
Immunohistochemistry: TLR7 Antibody (66H3) [DDX0500P-100] - IHC staining of human FFPE tonsil section (Vermi William courtesy)



Flow (Intracellular): TLR7 Antibody (66H3) [DDX0500P-100] - Intracellular FACS staining of a canine cell line with 66H3



Immunohistochemistry: TLR7 Antibody (66H3) [DDX0500P-100] - huTLR7-transfected 293 cells stained.



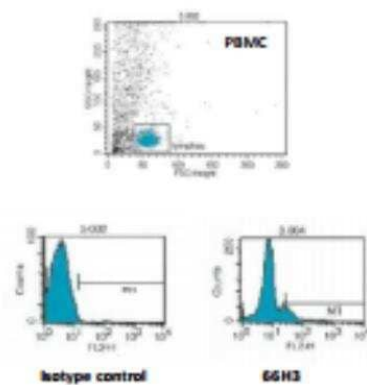
Immunohistochemistry: TLR7 Antibody (66H3) [DDX0500P-100] - IHC staining of human tonsil cryosection with 66H3



Immunohistochemistry: TLR7 Antibody (66H3) [DDX0500P-100] - huTLR7-transfected 293 cells stained with 66H3



Flow (Intracellular): TLR7 Antibody (66H3) [DDX0500P-100] -
Intracellular FACS staining of human PBMC with 66H3



Publications

de Barros De Luccia T, Ono E, Menon R et al. The effect of Gestational Diabetes Mellitus on the fetal compartment
Journal of Reproductive Immunology 2021-03-01 [PMID: 33836321] (IHC-P, Human)

Derkow K et al. Multiple sclerosis: modulation of toll-like receptor (TLR) expression by interferon-beta includes upregulation of TLR7 in plasmacytoid dendritic cells. PLoS One 2013-08-12 [PMID: 23950974]

Rochereau N et al. Phenotypic localization of distinct DC subsets in mouse Peyer Patch. Vaccine 2011-05-09 [PMID: 21439318]



Novus Biologicals USA

10730 E. Briarwood Avenue
Centennial, CO 80112
USA
Phone: 303.730.1950
Toll Free: 1.888.506.6887
Fax: 303.730.1966
nb-customerservice@bio-techne.com

Bio-Techne Canada

21 Canmotor Ave
Toronto, ON M8Z 4E6
Canada
Phone: 905.827.6400
Toll Free: 855.668.8722
Fax: 905.827.6402
canada.inquires@bio-techne.com

Bio-Techne Ltd

19 Barton Lane
Abingdon Science Park
Abingdon, OX14 3NB, United Kingdom
Phone: (44) (0) 1235 529449
Free Phone: 0800 37 34 15
Fax: (44) (0) 1235 533420
info.EMEA@bio-techne.com

General Contact Information

www.novusbio.com
Technical Support: nb-technical@bio-techne.com
Orders: nb-customerservice@bio-techne.com
General: novus@novusbio.com

Products Related to DDX0500P-100

NBP2-26228-1mg	Imiquimod, TLR7 ligand
HAF007	Goat anti-Mouse IgG Secondary Antibody [HRP]
NB7539	Goat anti-Mouse IgG (H+L) Secondary Antibody [HRP]
NBP1-97005-0.5mg	Mouse IgG1 Isotype Control (MG1)

Limitations

This product is for research use only and is not approved for use in humans or in clinical diagnosis. Primary Antibodies are guaranteed for 1 year from date of receipt.

For more information on our 100% guarantee, please visit www.novusbio.com/guarantee

Earn gift cards/discounts by submitting a review: www.novusbio.com/reviews/submit/DDX0500P-100

Earn gift cards/discounts by submitting a publication using this product:
www.novusbio.com/publications

