

Product Datasheet

TLR10 Antibody (25F9) - Azide and BSA Free DDX0490P-100

Unit Size: 0.1 mg

Store at -20C. Avoid freeze-thaw cycles.

www.novusbio.com



technical@novusbio.com

Publications: 2

Protocols, Publications, Related Products, Reviews, Research Tools and Images at:
www.novusbio.com/DDX0490P-100

Updated 9/9/2025 v.20.1

Earn rewards for product
reviews and publications.

Submit a publication at www.novusbio.com/publications

Submit a review at www.novusbio.com/reviews/destination/DDX0490P-100



DDX0490P-100

TLR10 Antibody (25F9) - Azide and BSA Free

Product Information	
Unit Size	0.1 mg
Concentration	0.5 mg/ml
Storage	Store at -20C. Avoid freeze-thaw cycles.
Clonality	Monoclonal
Clone	25F9
Preservative	No Preservative
Isotype	IgG1
Purity	Ion exchange chromatography
Buffer	Tris-NaCl (pH 8.0)

Product Description	
Description	Novus Biologicals Mouse TLR10 Antibody (25F9) - Azide and BSA Free (DDX0490P-100) is a monoclonal antibody validated for use in IHC, Flow and ICC/IF. Anti-TLR10 Antibody: Cited in 2 publications. All Novus Biologicals antibodies are covered by our 100% guarantee.
Host	Mouse
Gene ID	81793
Gene Symbol	TLR10
Species	Human
Reactivity Notes	Human
Immunogen	TLR10/CD290 was used as immunogen.
Notes	This product is manufactured by Eurobio Scientific (formerly Dendritics) and distributed by Novus Biologicals.

Product Application Details	
Applications	Immunohistochemistry-Paraffin, Flow Cytometry, Flow (Intracellular), Immunocytochemistry/ Immunofluorescence, Immunohistochemistry, Immunohistochemistry-Frozen
Recommended Dilutions	Flow Cytometry 1:10-1:1000, Immunohistochemistry 1:10-1:500, Immunocytochemistry/ Immunofluorescence, Immunohistochemistry-Paraffin, Immunohistochemistry-Frozen 1:10-1:500, Flow (Intracellular)
Application Notes	Use in Immunohistochemistry-Paraffin reported in scientific literature (PMID 26061394)

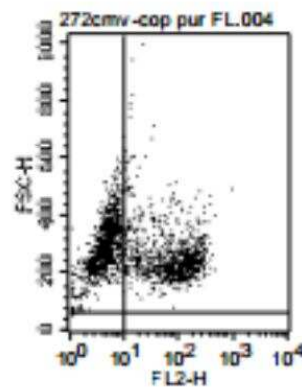


Images

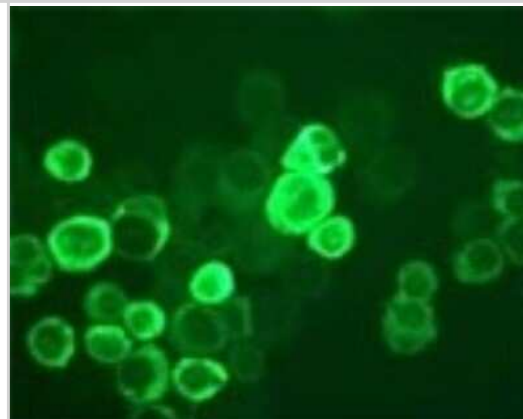
Immunocytochemistry/Immunofluorescence: TLR10 Antibody (25F9) [DDX0490P-100] - TLR10 transfected COP cells



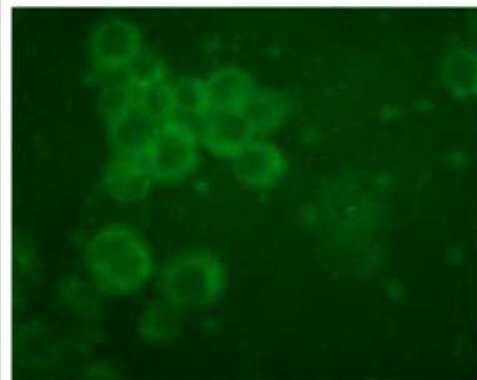
Flow (Intracellular): TLR10 Antibody (25F9) [DDX0490P-100] - TLR10 transfected COP cells




Immunocytochemistry/Immunofluorescence: TLR10 Antibody (25F9) [DDX0490P-100] - Analysis using the Alexa Fluor (R) 488 conjugate of DDX0490P-100. Staining of hTLR10- transfected COP5 cells with 25F9.




Immunocytochemistry/Immunofluorescence: TLR10 Antibody (25F9) [DDX0490P-100] - Untransfected COP cells



Flow Cytometry: TLR10 Antibody (25F9) [DDX0490P-100] - Analysis using the Alexa Fluor (R) 488 conjugate of DDX0490P-100. Staining of TLR10-transfected COP5 cells with 25F9.



Flow (Intracellular): TLR10 Antibody (25F9) [DDX0490P-100] - Untransfected COP cells



Publications

Hasan U et al. Human TLR10 is a functional receptor, expressed by B cells and plasmacytoid dendritic cells, which activates gene transcription through MyD88. *J Immunol* 2005-03-01 [PMID: 15728506]

Renkonen J, Toppila-Salmi S, Joenvaara S et al. Expression of Toll-like receptors in nasal epithelium in allergic rhinitis *APMIS*. 2015-06-08 [PMID: 26061394] (IHC-P, Human)

Details:

TLR7 antibody (Imgenex IMG-581A) was used for IHC-P on nasal biopsies from healthy non-smoking volunteers both allergic to birch pollen and non-allergic controls. Nasal biopsies were collected before and after off-seasonal intranasal birch pollen or diluent challenge and the immunostaining assay implicated - 4um paraffin sections, antigen retrieval with Tris-HCl pH 8.5, processing on Autostainer, use of primary at 1.67 ug/mL concentration, Rabbit/Mouse REAL EnVision Detection system and Peroxidase/DAB+ detection (Fig 1, Fig 2D).



Novus Biologicals USA

10730 E. Briarwood Avenue
Centennial, CO 80112
USA
Phone: 303.730.1950
Toll Free: 1.888.506.6887
Fax: 303.730.1966
nb-customerservice@bio-techne.com

Bio-Techne Canada

21 Canmotor Ave
Toronto, ON M8Z 4E6
Canada
Phone: 905.827.6400
Toll Free: 855.668.8722
Fax: 905.827.6402
canada.inquires@bio-techne.com

Bio-Techne Ltd

19 Barton Lane
Abingdon Science Park
Abingdon, OX14 3NB, United Kingdom
Phone: (44) (0) 1235 529449
Free Phone: 0800 37 34 15
Fax: (44) (0) 1235 533420
info.EMEA@bio-techne.com

General Contact Information

www.novusbio.com
Technical Support: nb-technical@bio-techne.com
Orders: nb-customerservice@bio-techne.com
General: novus@novusbio.com

Products Related to DDX0490P-100

HAF007	Goat anti-Mouse IgG Secondary Antibody [HRP]
NB7539	Goat anti-Mouse IgG (H+L) Secondary Antibody [HRP]
NBP1-97005-0.5mg	Mouse IgG1 Isotype Control (MG1)
NBP3-17185PEP	TLR10 Recombinant Protein Antigen

Limitations

This product is for research use only and is not approved for use in humans or in clinical diagnosis. Primary Antibodies are guaranteed for 1 year from date of receipt.

For more information on our 100% guarantee, please visit www.novusbio.com/guarantee

Earn gift cards/discounts by submitting a review: www.novusbio.com/reviews/submit/DDX0490P-100

Earn gift cards/discounts by submitting a publication using this product:
www.novusbio.com/publications

