

Product Datasheet

MMP-12 Antibody (703D10) - Azide and BSA Free DDX0283P-100

Unit Size: 0.1 mg

Store at -20C. Avoid freeze-thaw cycles.

www.novusbio.com



technical@novusbio.com

Publications: 2

Protocols, Publications, Related Products, Reviews, Research Tools and Images at:
www.novusbio.com/DDX0283P-100

Updated 9/9/2025 v.20.1

Earn rewards for product
reviews and publications.

Submit a publication at www.novusbio.com/publications

Submit a review at www.novusbio.com/reviews/destination/DDX0283P-100



DDX0283P-100

MMP-12 Antibody (703D10) - Azide and BSA Free

Product Information	
Unit Size	0.1 mg
Concentration	0.5 mg/ml
Storage	Store at -20C. Avoid freeze-thaw cycles.
Clonality	Monoclonal
Clone	703D10
Preservative	No Preservative
Isotype	IgG1
Purity	Ion exchange chromatography
Buffer	Tris-NaCl (pH 8.0)

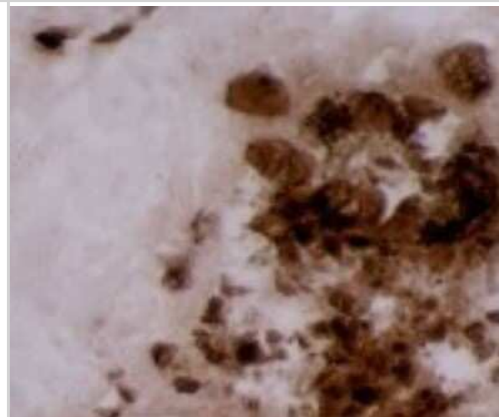
Product Description	
Description	Novus Biologicals Mouse MMP-12 Antibody (703D10) - Azide and BSA Free (DDX0283P-100) is a monoclonal antibody validated for use in IHC, ELISA and Flow. Anti-MMP-12 Antibody: Cited in 2 publications. All Novus Biologicals antibodies are covered by our 100% guarantee.
Host	Mouse
Gene ID	4321
Gene Symbol	MMP12
Species	Human, Canine
Reactivity Notes	Human, Canine
Immunogen	MMP-12/HME was used as immunogen.
Notes	This product is manufactured by Eurobio Scientific (formerly Dendritics) and distributed by Novus Biologicals.

Product Application Details	
Applications	Immunohistochemistry-Paraffin, ELISA, Flow Cytometry, Immunohistochemistry, Immunohistochemistry-Frozen
Recommended Dilutions	Flow Cytometry 1:10-1:1000, ELISA 1:100-1:2000, Immunohistochemistry 1:10-1:500, Immunohistochemistry-Paraffin, Immunohistochemistry-Frozen 1:10-1:500

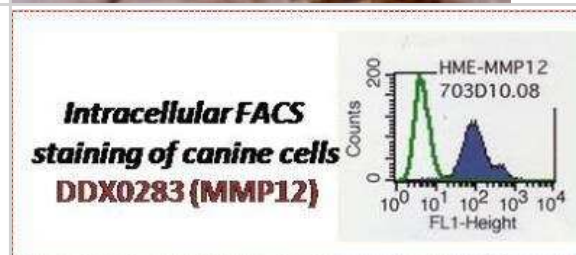


Images

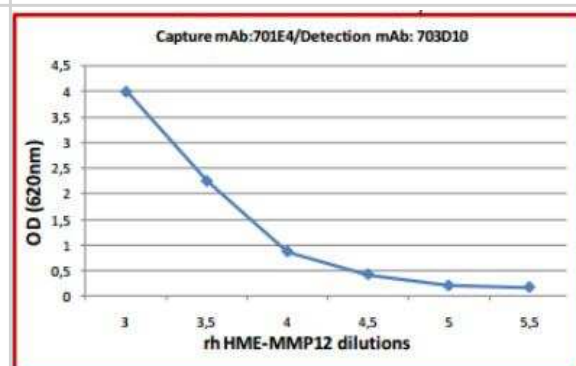
Immunohistochemistry: MMP-12 Antibody (703D10) [DDX0283P-100] - Staining of human lung cancer frozen section.



Flow Cytometry: MMP-12 Antibody (703D10) [DDX0283P-100] - Intracellular staining of canine cells



ELISA: MMP-12 Antibody (703D10) [DDX0283P-100] - HumanHME-MMP12 ELISA assay



Publications

Bonnefont-Rebeix C et al. Characterization of a novel canine T-cell line established from a spontaneously occurring aggressive T-cell lymphoma with large granular cell morphology. Immunobiology 2016-01-01 [PMID: 26345430]

Demets IK et al. Elevated MMP-12 protein levels in induced sputum from patients with COPD. Thorax 2006-03-01 [PMID: 16308335]



Novus Biologicals USA

10730 E. Briarwood Avenue
Centennial, CO 80112
USA
Phone: 303.730.1950
Toll Free: 1.888.506.6887
Fax: 303.730.1966
nb-customerservice@bio-techne.com

Bio-Techne Canada

21 Canmotor Ave
Toronto, ON M8Z 4E6
Canada
Phone: 905.827.6400
Toll Free: 855.668.8722
Fax: 905.827.6402
canada.inquires@bio-techne.com

Bio-Techne Ltd

19 Barton Lane
Abingdon Science Park
Abingdon, OX14 3NB, United Kingdom
Phone: (44) (0) 1235 529449
Free Phone: 0800 37 34 15
Fax: (44) (0) 1235 533420
info.EMEA@bio-techne.com

General Contact Information

www.novusbio.com
Technical Support: nb-technical@bio-techne.com
Orders: nb-customerservice@bio-techne.com
General: novus@novusbio.com

Products Related to DDX0283P-100

HAF007	Goat anti-Mouse IgG Secondary Antibody [HRP]
NB7539	Goat anti-Mouse IgG (H+L) Secondary Antibody [HRP]
NBP1-97005-0.5mg	Mouse IgG1 Isotype Control (MG1)
210-TA-005	TNF-alpha [Unconjugated]

Limitations

This product is for research use only and is not approved for use in humans or in clinical diagnosis. Primary Antibodies are guaranteed for 1 year from date of receipt.

For more information on our 100% guarantee, please visit www.novusbio.com/guarantee

Earn gift cards/discounts by submitting a review: www.novusbio.com/reviews/submit/DDX0283P-100

Earn gift cards/discounts by submitting a publication using this product:
www.novusbio.com/publications

