

Product Datasheet

CD40 Ligand/TNFSF5 Antibody (LL2) - Azide and BSA Free DDX0141P-100

Unit Size: 0.1 mg

Store at -20C. Avoid freeze-thaw cycles.

www.novusbio.com



technical@novusbio.com

Publications: 4

Protocols, Publications, Related Products, Reviews, Research Tools and Images at:
www.novusbio.com/DDX0141P-100

Updated 9/9/2025 v.20.1

Earn rewards for product
reviews and publications.

Submit a publication at www.novusbio.com/publications

Submit a review at www.novusbio.com/reviews/destination/DDX0141P-100



DDX0141P-100

CD40 Ligand/TNFSF5 Antibody (LL2) - Azide and BSA Free

Product Information	
Unit Size	0.1 mg
Concentration	0.5 mg/ml
Storage	Store at -20C. Avoid freeze-thaw cycles.
Clonality	Monoclonal
Clone	LL2
Preservative	No Preservative
Isotype	IgG1
Purity	Ion exchange chromatography
Buffer	Tris-NaCl (pH 8.0)

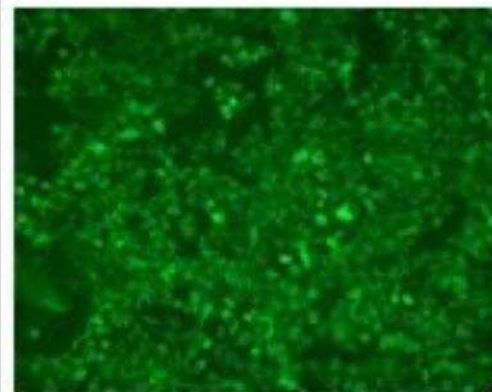
Product Description	
Description	Novus Biologicals Mouse CD40 Ligand/TNFSF5 Antibody (LL2) - Azide and BSA Free (DDX0141P-100) is a monoclonal antibody validated for use in ELISA, Flow and ICC/IF. Anti-CD40 Ligand/TNFSF5 Antibody: Cited in 4 publications. All Novus Biologicals antibodies are covered by our 100% guarantee.
Host	Mouse
Gene ID	959
Gene Symbol	CD40LG
Species	Human, Hamster
Reactivity Notes	Human.Hamster reactivity reported in scientific literature (PMID: 25752457)
Immunogen	CD40L/CD154 was used as immunogen.
Notes	This product is manufactured by Eurobio Scientific (formerly Dendritics) and distributed by Novus Biologicals.

Product Application Details	
Applications	ELISA, Flow Cytometry, Functional, Immunocytochemistry/ Immunofluorescence, Block/Neutralize
Recommended Dilutions	Flow Cytometry 1:10-1:1000, ELISA 1:100-1:2000, Immunocytochemistry/ Immunofluorescence 1:10-1:2000, Functional, Block/Neutralize

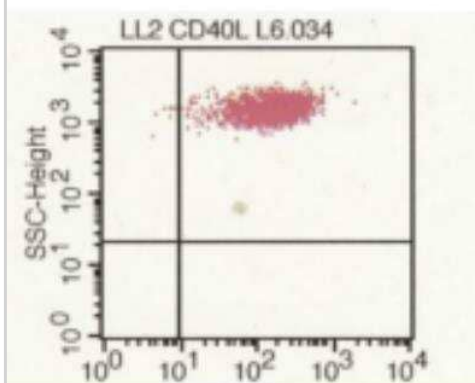


Images

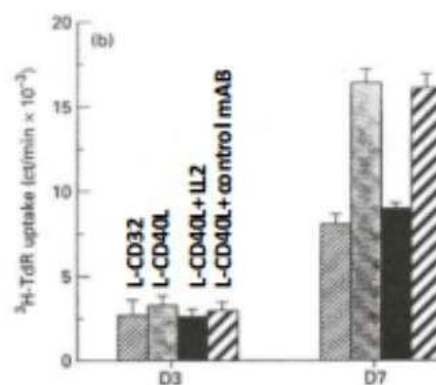
Immunocytochemistry/Immunofluorescence: CD40 Ligand/TNFSF5 Antibody (LL2) [DDX0141P-100] - IF staining of hCD40L-transfected cells with LL2 clone



Flow Cytometry: CD40 Ligand/TNFSF5 Antibody (LL2) [DDX0141P-100] - FACS staining of hCD40L-transfected L cells with LL2 clone



Blocking/Neutralizing: CD40 Ligand/TNFSF5 Antibody (LL2) [DDX0141P-100] - LL2 inhibits the stimulatory effect of the CD40L-transfected L cells on synovial fibroblasts Rissoan et al, Clin Exp Immunol. 1996, 106(3):481-90.



Publications

Rissoan MC et al. The functional CD40 antigen of fibroblasts may contribute to the proliferation of rheumatoid synovium. Clin Exp Immunol 1996-12-01 [PMID: 8973616]

Razanajaona D et al. Somatic mutations in human Ig variable genes correlate with a partially functional CD40-ligand in the X-linked hyper-IgM syndrome. J Immunol 1996-08-01 [PMID: 8759730]

Henn V et al. The inflammatory action of CD40 ligand (CD154) expressed on activated human platelets is temporally limited by coexpressed CD40. Blood 2001-08-01 [PMID: 11493450]

Lopez-Herrera G, Maravillas-Montero JL, Vargas-Hernandez A et al. A novel CD40LG deletion causes the hyper-IgM syndrome with normal CD40L expression in a 6-month-old child. Immunol. Res. 2015-03-10 [PMID: 25752457] (FLOW, Hamster)



Novus Biologicals USA

10730 E. Briarwood Avenue
Centennial, CO 80112
USA
Phone: 303.730.1950
Toll Free: 1.888.506.6887
Fax: 303.730.1966
nb-customerservice@bio-techne.com

Bio-Techne Canada

21 Canmotor Ave
Toronto, ON M8Z 4E6
Canada
Phone: 905.827.6400
Toll Free: 855.668.8722
Fax: 905.827.6402
canada.inquires@bio-techne.com

Bio-Techne Ltd

19 Barton Lane
Abingdon Science Park
Abingdon, OX14 3NB, United Kingdom
Phone: (44) (0) 1235 529449
Free Phone: 0800 37 34 15
Fax: (44) (0) 1235 533420
info.EMEA@bio-techne.com

General Contact Information

www.novusbio.com
Technical Support: nb-technical@bio-techne.com
Orders: nb-customerservice@bio-techne.com
General: novus@novusbio.com

Products Related to DDX0141P-100

HAF007	Goat anti-Mouse IgG Secondary Antibody [HRP]
NB7539	Goat anti-Mouse IgG (H+L) Secondary Antibody [HRP]
NBP1-97005-0.5mg	Mouse IgG1 Isotype Control (MG1)
NBP2-35244-10ug	Recombinant Human CD40 Ligand/TNFSF5 Protein

Limitations

This product is for research use only and is not approved for use in humans or in clinical diagnosis. Primary Antibodies are guaranteed for 1 year from date of receipt.

For more information on our 100% guarantee, please visit www.novusbio.com/guarantee

Earn gift cards/discounts by submitting a review: www.novusbio.com/reviews/submit/DDX0141P-100

Earn gift cards/discounts by submitting a publication using this product:
www.novusbio.com/publications

