

DESCRIPTION

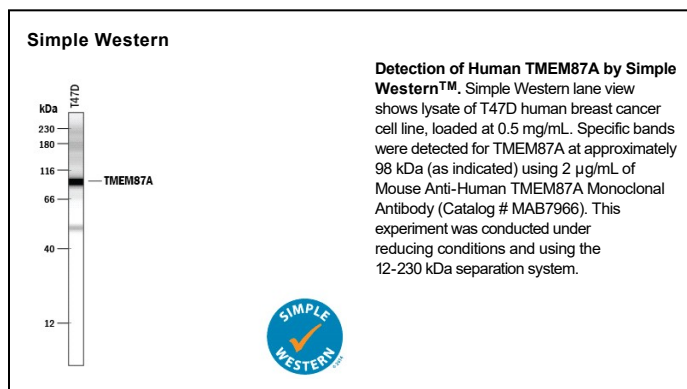
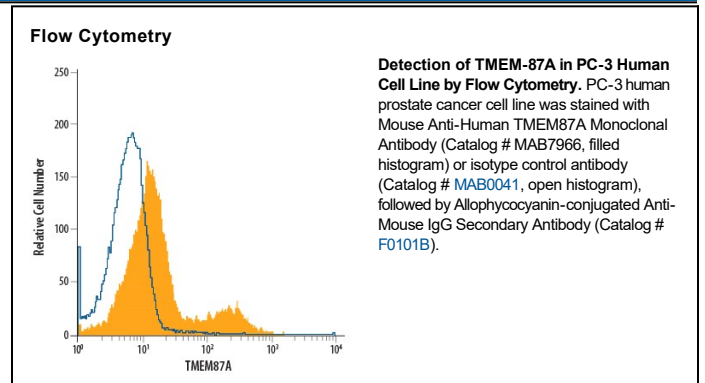
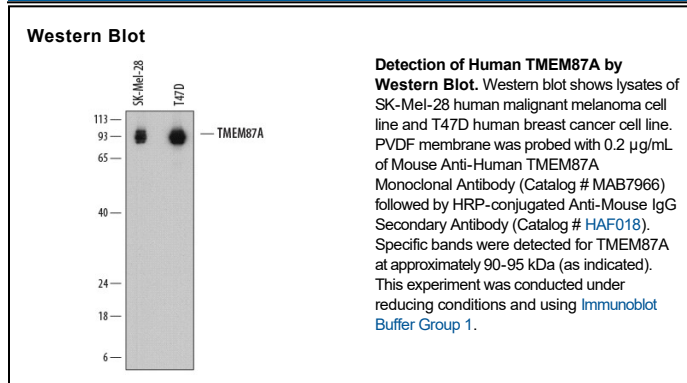
Species Reactivity	Human
Specificity	Detects human TMEM87A in ELISAs and Western Blots
Source	Monoclonal Mouse IgG _{2B} Clone # 772807
Purification	Protein A or G purified from hybridoma culture supernatant
Immunogen	<i>E. coli</i> -derived recombinant human TMEM87A Ser22-Asn157 Accession # Q8NBN3
Formulation	Lyophilized from a 0.2 µm filtered solution in PBS with Trehalose. See Certificate of Analysis for details. *Small pack size (-SP) is supplied either lyophilized or as a 0.2 µm filtered solution in PBS.

APPLICATIONS

Please Note: Optimal dilutions should be determined by each laboratory for each application. General Protocols are available in the Technical Information section on our website.

	Recommended Concentration	Sample
Western Blot	0.2 µg/mL	See Below
Flow Cytometry	2.5 µg/10 ⁶ cells	See Below
Simple Western	2 µg/mL	See Below
CyTOF-ready	Ready to be labeled using established conjugation methods. No BSA or other carrier proteins that could interfere with conjugation.	

DATA



PREPARATION AND STORAGE

Reconstitution	Sterile PBS to a final concentration of 0.5 mg/mL.
Shipping	The product is shipped at ambient temperature. Upon receipt, store it immediately at the temperature recommended below. *Small pack size (-SP) is shipped with polar packs. Upon receipt, store it immediately at -20 to -70 °C
Stability & Storage	Use a manual defrost freezer and avoid repeated freeze-thaw cycles. <ul style="list-style-type: none"> • 12 months from date of receipt, -20 to -70 °C as supplied. • 1 month, 2 to 8 °C under sterile conditions after reconstitution. • 6 months, -20 to -70 °C under sterile conditions after reconstitution.

BACKGROUND

TMEM87A (Transmembrane protein 87A) is predicted to be a 6-transmembrane, 555 amino acid (aa) glyco- and phospho-protein that is expressed on the cell surface. Its expression in the mammary gland is upregulated when there is a loss of caveolin-1 expression, which may confer susceptibility to breast cancer. Within the region used as an immunogen, human TMEM87A shares 83% aa sequence identity with mouse and rat TMEM87A. A potential isoform of 181 aa diverges C-terminal to aa 169, while another of 494 aa is divergent N-terminal to aa 70.