

DESCRIPTION

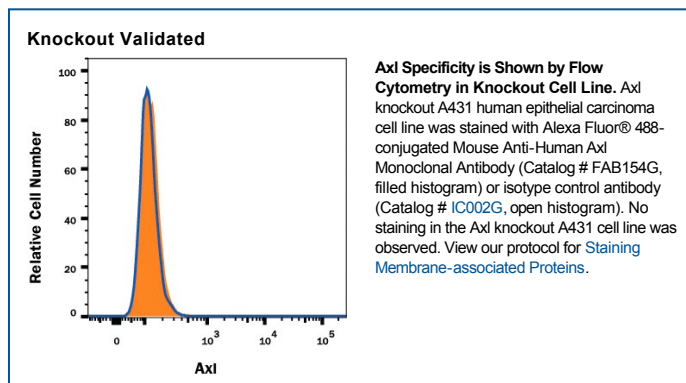
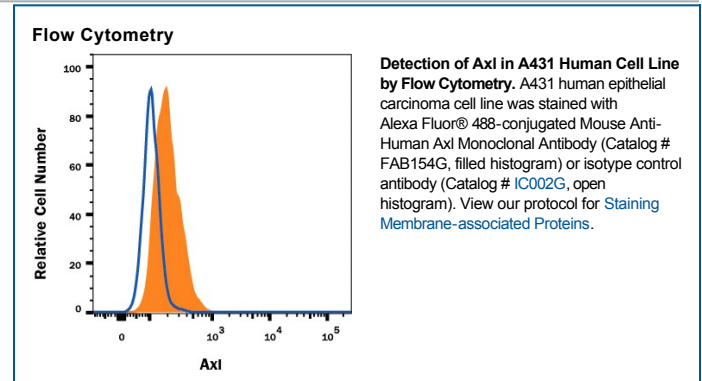
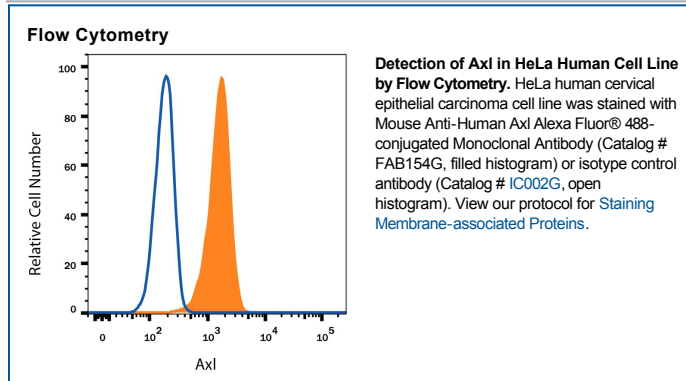
Species Reactivity	Human
Specificity	Detects human Axl in direct ELISAs. In direct ELISAs, this antibody shows no cross-reactivity with recombinant mouse Axl, recombinant human (rh) Dtk or rhMer.
Source	Monoclonal Mouse IgG ₁ Clone # 108724
Purification	Protein A or G purified from hybridoma culture supernatant
Immunogen	Mouse myeloma cell line NS0-derived recombinant human Axl Met1-Pro440 Accession # AAA61243
Conjugate	Alexa Fluor 488 Excitation Wavelength: 488 nm Emission Wavelength: 515-545 nm
Formulation	Supplied in a saline solution containing BSA and Sodium Azide. See Certificate of Analysis for details. *Contains <0.1% Sodium Azide, which is not hazardous at this concentration according to GHS classifications. Refer to the Safety Data Sheet (SDS) for additional information and handling instructions.

APPLICATIONS

Please Note: Optimal dilutions should be determined by each laboratory for each application. *General Protocols* are available in the *Technical Information* section on our website.

	Recommended Concentration	Sample
Flow Cytometry	5 µL/10 ⁶ cells	See Below
Knockout Validated	Axl is specifically detected in A431 human epithelial carcinoma parental cell line but is not detectable in Axl knockout A431 cell line.	

DATA



PREPARATION AND STORAGE

Shipping	The product is shipped with polar packs. Upon receipt, store it immediately at the temperature recommended below.
Stability & Storage	Protect from light. Do not freeze. ● 12 months from date of receipt, 2 to 8 °C as supplied.

BACKGROUND

Axl (Ufo, Ark), Dtk (Sky, Tyro3, Rse, Brt), and Mer (human and mouse homologues of chicken c-Eyk) constitute a subfamily of the receptor tyrosine kinases (1,2). The extracellular domains of these proteins contain two Ig-like motifs and two fibronectin type III motifs. This characteristic topology is also found in neural cell adhesion molecules and in receptor tyrosine phosphatases. The human Axl cDNA encodes an 887 amino acid (aa) precursor that includes an 18 aa signal sequence, a 426 aa extracellular domain, a 21 aa transmembrane segment, and a 422 aa cytoplasmic domain. The extracellular domains of human and mouse Axl share 81% aa sequence identity. A short alternately spliced form of human Axl is distinguished by a 9 aa deletion in the extracellular juxtamembrane region. These receptors bind the vitamin K-dependent protein growth arrest specific gene 6 (Gas6) which is structurally related to the anticoagulation factor protein S. Binding of Gas6 induces receptor autophosphorylation and downstream signaling pathways that can lead to cell proliferation, migration, or the prevention of apoptosis (3). This family of tyrosine kinase receptors is involved in hematopoiesis, embryonic development, tumorigenesis, and regulation of testicular functions.

References:

1. Yanagita, M. (2004) *Curr. Opin. Nephrol. Hypertens.* **13**:465.
2. Nagata, K. *et al.* (1996) *J. Biol. Chem.* **22**:30022.
3. Holland, S. *et al.* (2005) *Canc. Res.* **65**:9294.

PRODUCT SPECIFIC NOTICES

This product is provided under an agreement between Life Technologies Corporation and R&D Systems, Inc, and the manufacture, use, sale or import of this product is subject to one or more US patents and corresponding non-US equivalents, owned by Life Technologies Corporation and its affiliates. The purchase of this product conveys to the buyer the non-transferable right to use the purchased amount of the product and components of the product only in research conducted by the buyer (whether the buyer is an academic or for-profit entity). The sale of this product is expressly conditioned on the buyer not using the product or its components (1) in manufacturing; (2) to provide a service, information, or data to an unaffiliated third party for payment; (3) for therapeutic, diagnostic or prophylactic purposes; (4) to resell, sell, or otherwise transfer this product or its components to any third party, or for any other commercial purpose. Life Technologies Corporation will not assert a claim against the buyer of the infringement of the above patents based on the manufacture, use or sale of a commercial product developed in research by the buyer in which this product or its components was employed, provided that neither this product nor any of its components was used in the manufacture of such product. For information on purchasing a license to this product for purposes other than research, contact Life Technologies Corporation, Cell Analysis Business Unit, Business Development, 29851 Willow Creek Road, Eugene, OR 97402, Tel: (541) 465-8300. Fax: (541) 335-0354.