

DESCRIPTION

Source *E. coli*-derived
Asn971-Arg1023, with an N-terminal Met
Accession # P01133
Produced using non-animal reagents in an animal-free laboratory.
Manufactured and tested under cGMP guidelines.

N-terminal Sequence Analysis Met-Asn₉₇₁-Ser-Asp-Ser-Glu-(Cys)-Pro-Leu-Ser

Predicted Molecular Mass 6 kDa

SPECIFICATIONS

SDS-PAGE 6 kDa, reducing conditions

Activity Measured in a cell proliferation assay using Balb/3T3 mouse embryonic fibroblast cells. Rubin, J.S. *et al.* (1991) Proc. Natl. Acad. Sci. USA 88:415.
The ED₅₀ for this effect is 20-100 pg/mL.
The specific activity of Recombinant Human EGF is approximately 1.4 x 10³ IU/μg, which is calibrated against human EGF WHO International Standard (NIBSC code: 91/530).

Endotoxin Level <0.10 EU per 1 μg of the protein by the LAL method.

Purity >97%, by SDS-PAGE under reducing conditions and visualized by silver stain.

Host Cell Protein <0.5 ng per μg of protein when tested by ELISA.

Mycoplasma Negative when tested in a ribosomal RNA hybridization assay.

Formulation Lyophilized from a 0.2 μm filtered solution in PBS. See Certificate of Analysis for details.

PREPARATION AND STORAGE


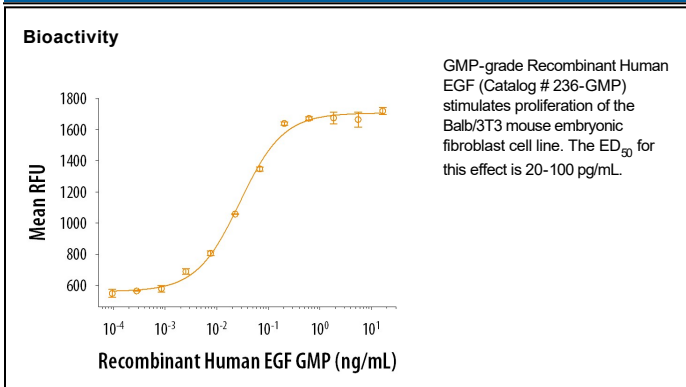
Reconstitution Reconstitute at 200 μg/mL in PBS.

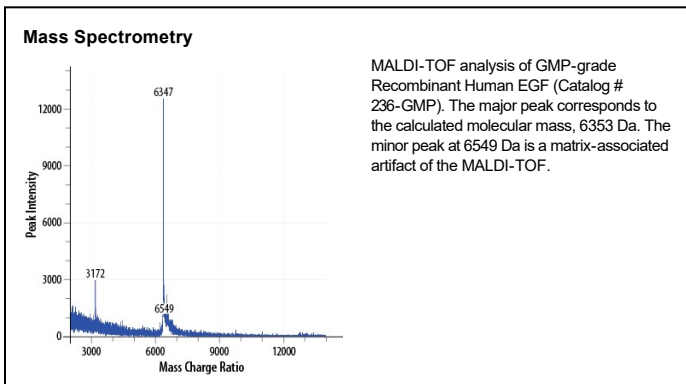
Shipping The product is shipped at ambient temperature. Upon receipt, store it immediately at the temperature recommended below.

Stability & Storage Use a manual defrost freezer and avoid repeated freeze-thaw cycles.

- A minimum of 12 months when stored at ≤ -20 °C as supplied. Refer to lot specific COA for the Use by Date.
- 1 month, 2 to 8 °C under sterile conditions after reconstitution.
- 3 months, ≤ -20 °C under sterile conditions after reconstitution.

DATA





BACKGROUND

Epidermal growth factor (EGF) is the founding member of the EGF family that also includes TGF- α , amphiregulin (AR), betacellulin (BTC), epiregulin (EPR), heparin-binding EGF-like growth factor (HB-EGF), epigen, and the neuregulins (NRG)-1 through -6 (1). Members of the EGF family share a structural motif, the EGF-like domain, which is characterized by three intramolecular disulfide bonds that are formed by six similarly spaced conserved cysteine residues (2). All EGF family members are synthesized as type I transmembrane precursor proteins that may contain several EGF domains in the extracellular region. The mature proteins are released from the cell surface by regulated proteolysis (1). The 1207 amino acid (aa) human EGF precursor contains nine EGF domains and nine LDLR class B repeats. The mature protein consists of 53 aa and is generated by proteolytic excision of the EGF domain proximal to the transmembrane region (3). Mature human EGF shares 70% aa sequence identity with mature mouse and rat EGF. EGF is present in various body fluids, including blood, milk, urine, saliva, seminal fluid, pancreatic juice, cerebrospinal fluid, and amniotic fluid (4). Four ErbB (HER) family receptor tyrosine kinases including EGFR/ErbB1, ErbB2, ErbB3 and ErbB4, mediate responses to EGF family members (5). These receptors undergo a complex pattern of ligand induced homo- or hetero-dimerization to transduce EGF family signals (6, 7). EGF binds ErbB1 and depending on the context, induces the formation of homodimers or heterodimers containing ErbB2. Dimerization results in autophosphorylation of the receptor at specific tyrosine residues to create docking sites for a variety of signaling molecules (5, 8). Biological activities ascribed to EGF include epithelial development, angiogenesis, inhibition of gastric acid secretion, fibroblast proliferation, and colony formation of epidermal cells in culture.

References:

1. Harris, R.C. *et al.* (2003) *Exp. Cell Res.* **284**:2.
2. Carpenter, G. and Cohen, S. (1990) *J. Biol. Chem.* **265**:7709.
3. Bell, G.I. *et al.* (1986) *Nucl. Acids Res.* **14**:8427.
4. Carpenter, G. and Zendequi, J.G. (1986) *Exp. Cell Res.* **164**:1.
5. Jorissen, R.N. *et al.* (2003) *Exp. Cell Res.* **284**:31.
6. Gamett, D.C. *et al.* (1997) *J. Biol. Chem.* **272**:12052.
7. Qian, X. *et al.* (1994) *Proc. Natl. Acad. Sci.* **91**:1500.
8. Qian, X. *et al.* (1999) *J. Biol. Chem.* **274**:574.

MANUFACTURING SPECIFICATIONS

GMP Proteins

R&D Systems, a Bio-Techne Brand's GMP proteins are produced according to relevant sections of the following documents: WHO TRS, No. 822, 1992 Annex 1, Good Manufacturing Practices for Biological Products; USP Chapter 1043, Ancillary Materials for Cell, Gene and Tissue-Engineered Products and USP Chapter 92, Growth Factors and Cytokines Used in Cell Therapy Manufacturing.

R&D Systems' quality focus includes:

- Manufactured and tested under an ISO 9001:2015 and ISO 13485:2016 certified quality system
- Documented processes and QA control of documentation and process changes
- Personnel training programs
- Raw material testing and vendor qualification/monitoring
- Fully validated equipment, processes and test methods
- Equipment calibration schedules using a computerized calibration program
- Facility maintenance, safety programs and pest control
- Material review process for variances
- Monitoring of stability over product shelf-life

R&D Systems strives to provide our customers with the analytical characteristics of each product so that customers may determine whether our products are appropriate for their research. The Certificate of Analysis provided contains the following lot specific information:

- N-terminal amino acid analysis, SDS-PAGE analysis, and endotoxin level (as determined by LAL assay) performed on each bulk QC lot, not on individual bottlings of each QC lot
- Post-bottling lot-specific bioassay results (compliance with an established range) and results of microbial bioburden testing (using broth culture, Sabourand's dextrose and blood agar plates with results reported at 3 days and at 7 days)
- Host Cell Protein testing performed by ELISA
- Mycoplasma testing by ribosomal RNA hybridization assay

Additional testing and documentation requested by the customer can be arranged at an additional cost. Testing may include, but is not limited to, USP <61> bioburden testing, positive identity testing, testing for adventitious agents and testing for residual host cell content.

Production records and facilities are available for examination by appropriate personnel on-site at R&D Systems in Minneapolis, Minnesota USA.

R&D Systems sells its GMP grade recombinant protein products for research use or further manufacturing use in *ex vivo* cell therapy applications. They are not for *in vivo* use or for use as therapeutic or other drugs, biologic products or devices. Please read the following End User Terms prior to using this product.

Animal-Free Manufacturing Conditions

Our dedicated controlled-access animal-free laboratories ensure that at no point in production are the products exposed to potential contamination by animal components or byproducts. Every stage of manufacturing is conducted in compliance with R&D Systems' stringent Standard Operating Procedures (SOPs). Production and purification procedures use equipment and media that are confirmed animal-free.

Production

- All molecular biology procedures use animal-free media and dedicated labware.
- Dedicated fermentors are utilized in committed animal-free areas.

Purification

- Protein purification columns are animal-free.
- Bulk proteins are filtered using animal-free filters.
- Purified proteins are stored in animal-free containers in a dedicated cold storage room.

Quality Assurance

- Low Endotoxin Level.
- No impairment of biological activity.
- High quality product obtained under stringent conditions.
- For *ex vivo* research or bioproduction, [additional documentation](#) can be provided.

[Please read our complete Animal-Free Statement](#)

PRODUCT SPECIFIC NOTICES

END USER TERMS OF USE OF PRODUCT

The following terms are offered to you upon your acceptance of these End User Terms of Use of Product. By using this product, you indicate your acknowledgment and agreement to these End User Terms of Use of Product. If you do not agree to be bound by and comply with all of the provisions of these End User Terms of Use of Product, you should contact your supplier of the product and make arrangements to return the product.

We suggest you print and retain a copy of these End User Terms of Use of Product for your records.

The End User is aware that R&D Systems, Inc. sells its GMP products for research use only or further manufacturing and not for *in vivo* use, the production of therapeutics or other drugs or for biologic products or devices. The End User further agrees, as a condition of the sale of R&D Systems' GMP products that: a) the End User will not use this GMP Product in any procedure wherein the product may be directly or indirectly administered to humans, unless the End User has obtained, or prior to their use will have obtained, an Investigational New Drug (IND) exemption from the FDA and will use the product only in accordance with the protocols of such IND and of the Institutional Review Board overseeing the proposed research, or b) the End User will use the products outside of the United States in accordance with the protocols of research approved by the Institutional Review Board or authorized ethics committee and regulatory agencies to which the End User is subject to in their territory.

R&D Systems, Inc. has the right, at its sole discretion, to modify, add or remove any terms or conditions of these End User Terms of Use without notice or liability to you. Any changes to these End User Terms of Use are effective immediately following the printing of such changes on this product insert. The most recent version of these End User Terms of Use of Product may be found at: RnDSystems.com/Legal.

You agree to review these End User Terms of Use of Product to ensure any subsequent use by you of R&D Systems' GMP Products following changes to these End User Terms of Use of Product constitutes your acceptance of all such changes.

TERMS AND CONDITIONS

The following limitation applies to R&D Systems' warranty and liability for damages: All products are warranted to meet R&D Systems' published specifications when used under normal laboratory conditions.

R&D SYSTEMS DOES NOT MAKE ANY OTHER WARRANTY OR REPRESENTATION WHATSOEVER, WHETHER EXPRESS OR IMPLIED, WITH RESPECT TO ITS PRODUCTS. IN PARTICULAR, R&D SYSTEMS DOES NOT MAKE ANY WARRANTY OF SUITABILITY, NONINFRINGEMENT, MERCHANTABILITY OR FITNESS FOR ANY PARTICULAR PURPOSE.

NOTWITHSTANDING ANY OTHER PROVISIONS OF THESE TERMS AND/OR ANY OTHER AGREEMENT BETWEEN R&D SYSTEMS AND PURCHASER FOR THE PURCHASE OF THE PRODUCTS, R&D SYSTEMS' TOTAL LIABILITY TO PURCHASER ARISING FROM OR IN RELATION TO THESE TERMS, AN AGREEMENT BETWEEN THE PARTIES OR THE PRODUCTS, WHETHER ARISING IN CONTRACT, TORT OR OTHERWISE SHALL BE LIMITED TO THE TOTAL AMOUNT PAID BY PURCHASER TO R&D SYSTEMS FOR THE APPLICABLE PRODUCTS. IN NO EVENT WILL R&D SYSTEMS BE LIABLE FOR THE COST OF PROCUREMENT OF SUBSTITUTE GOODS.

Full details of R&D Systems' Terms and Conditions of Sale can be found online at: RnDSystems.com/Legal.