

A 3D rendering of a cell with a pink nucleus and blue/purple surface proteins. The cell is shown in a dark blue environment with other similar cells in the background.

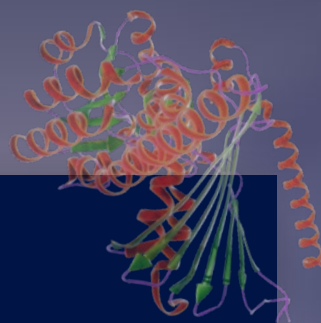
Product Portfolio Overview

Partnering With You
To Drive Discovery

biotechne[®]

PROTEINS

Over 5000 biologically active recombinant and natural proteins spanning 35 species.



QUALITY

- Stringent quality control specifications for activity, purity, and endotoxin.
- More citations than any other protein manufacturer.
- Lot-to-lot consistency.
- Unmatched customer support.

SELECTION

- Cytokines, receptors, proteases, and enzymes for metabolism and glycobiology research.
- Tags to meet needs: His, Fc, Biotin, Avi, and more.
- More than 10,000 non-catalog proteins available.

GMP CYTOKINES AND GROWTH FACTORS

- Made specifically for cell-based clinical manufacturing.
- ISO 9001, ISO 13485-certified facility.
- Animal-free manufacturing.
- Focus on consistency, safety, and supply chain.
- Global experience.

CUSTOM DEVELOPMENT

- Experience with a wide range of protein classes.
- New proteins from scratch.
- RUO to GMP conversion for *ex vivo* clinical manufacturing.
- Formulation to meet your requirements.
- Dedicated project managers.



Learn more | rndsystems.com/proteins

ANTIBODIES

Over 155,000 antibodies.

CONFIDENCE IN YOUR PURCHASE

- Our antibodies are 100% guaranteed to work in the application and species listed.
- Ensure reproducibility based on our 5 Pillars of Validation testing, including Knockout Validation.

UNIQUE CLONES AND EXCLUSIVE ANTIBODIES

- Many of our unique clones have been used by HLDA to establish CD nomenclature and we offer over 15,000 antibodies that are available exclusively from us.

WIDE SELECTION OF CONJUGATED ANTIBODIES

- We offer over 50,000 antibodies conjugated to at least 14 complimentary colors.

MONOCLONAL ANTIBODY PANELS

- Thousands of non-catalog monoclonal antibodies available now. Test these panels in your application to find the clone that produces optimal results.

RECOMBINANT ANTIBODY CONVERSION & ENGINEERING SERVICES

- We have generated hundreds of recombinant antibodies, as listed in our catalog. Let our experts convert your hybridoma to an immortalized recombinant antibody and even engineer modifications such as species, isotype, and Fc regions.

CUSTOM ANTIBODY DEVELOPMENT

- Generate custom monoclonal or polyclonal antibodies, from immunogen design to purified antibody specificity screening, by partnering with our expert development team.



Learn more | rndsystems.com/antibodies
novusbio.com

SMALL MOLECULES

Over 4500 high quality chemical tools for Cancer, Stem Cells, Neuroscience, Immunology, and Targeted Protein Degradation plus Fluorescent Dyes & Probes and Compound Libraries.

BE AT THE FOREFRONT OF RESEARCH

- From the latest exclusively licensed research tools to established biochemical standards.

UNRIVALED PRODUCT QUALITY

- High purity products and ISO 9001-certified facility.

FULLY ANNOTATED COMPOUNDS

- The biological activity of all products is supported by peer reviewed publications.

COMPETITIVE PRICING

- High end products priced to maximize your research budget.

Learn more | tocris.com

CUSTOM PRODUCTS & CONTRACT SERVICES

Expedite your research.

Partnering with our industry-renowned product development and biomarker testing scientists to deliver unique reagents and reliable data.

CUSTOM PROTEIN & ANTIBODY GENERATION

- Our recombinant technologies provide gram quantities of consistent proteins and antibodies required for diagnostic and therapeutic reagent development.

ASSAY DEVELOPMENT

- R&D Systems has over 20 years of experience developing, optimizing, and validating immunoassay kits and Luminex® assays to ensure the highest level of performance in analyte quantification.

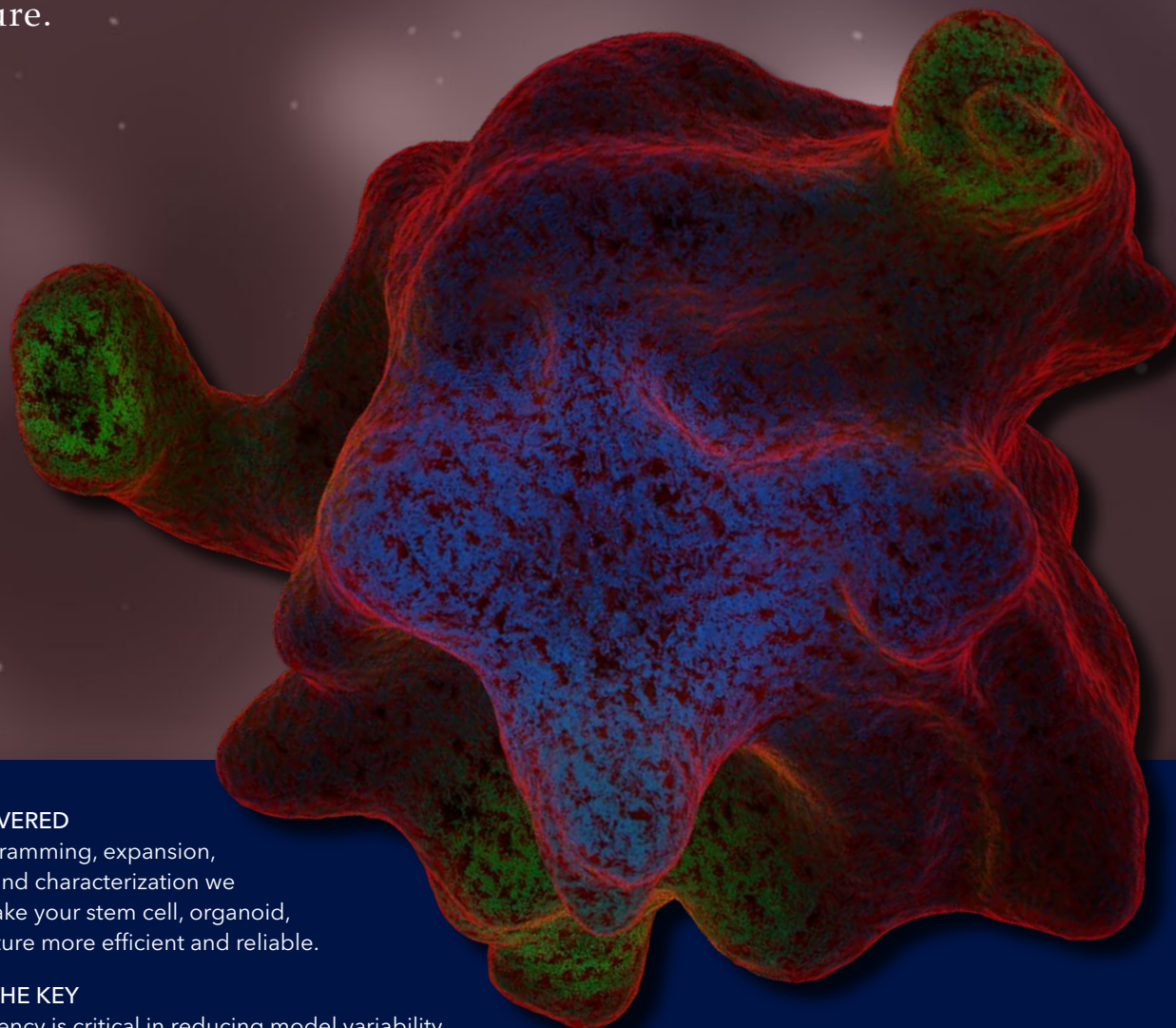
BIOMARKER & BIOACTIVITY TESTING SERVICES

- Entrusting our experts with your clinical study samples ensures accurate results that are returned in a timely, efficient, regulatory compliant, and confidential manner.

Learn more | rndsystems.com/custom

STEM CELL AND ORGANOIDS

Experts in developing tools for advancing stem cell and 3-D cell culture.



WE HAVE YOU COVERED

- Through reprogramming, expansion, differentiation, and characterization we have tools to make your stem cell, organoid, and 3-D cell culture more efficient and reliable.

CONSISTENCY IS THE KEY

- Reagent consistency is critical in reducing model variability, ultimately saving you time and enabling more confident data analysis. From growth factors and serum-free media supplements to advanced tools for stem cell and organoid generation, our portfolio helps researchers build consistent and robust cell culture models.

DON'T WAIT TO DIFFERENTIATE

- Our all-in-one kits for the differentiation of ES/iPS cells, HSCs, MSCs, and NSCs make working with stem cells easy.

BUILD BETTER ORGANOIDS

- Stay at the forefront of organoid and 3-D cell culture by utilizing our organoid reagent guide or by attending our innovative organoid webinars and virtual symposia. Together we can improve organoid research, innovation, and consistency!

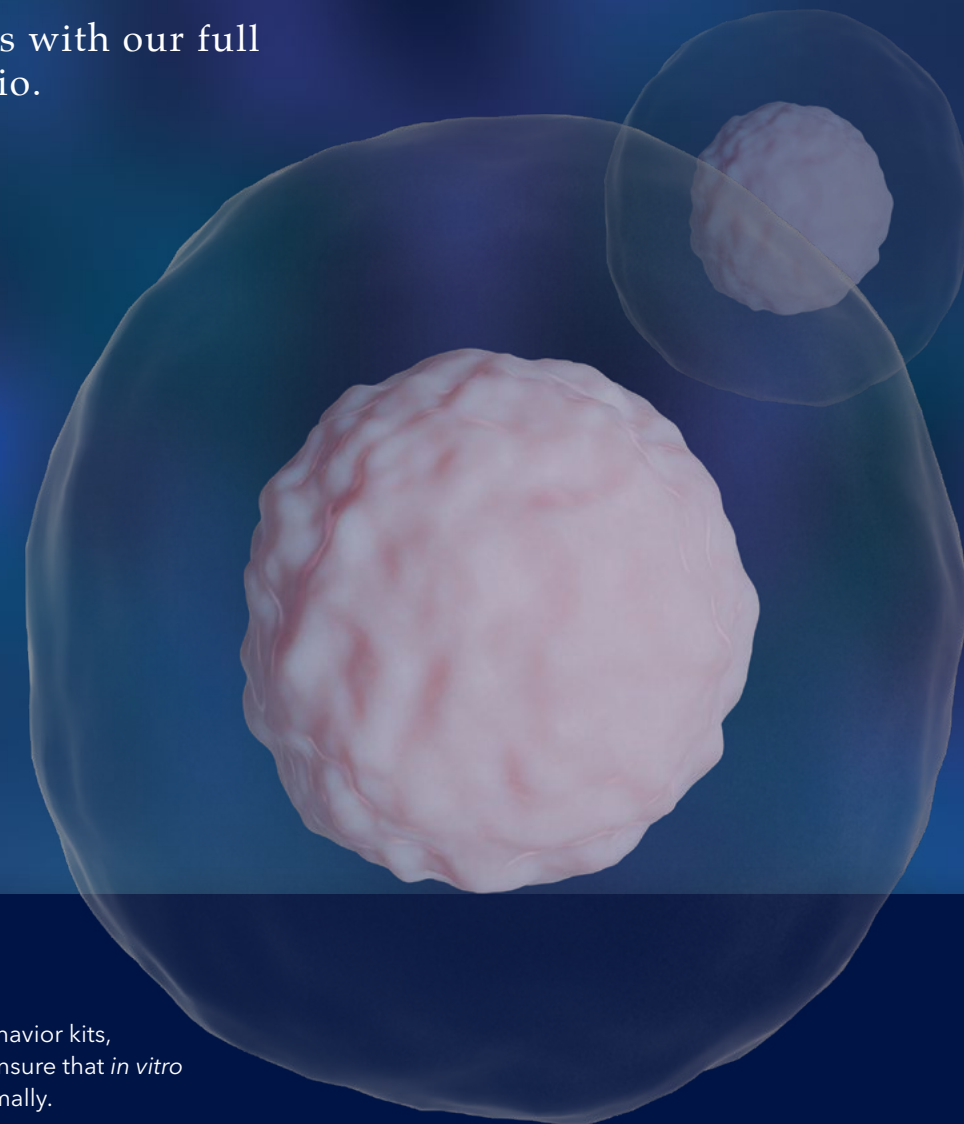
COMMITTED TO REGENERATIVE MEDICINE MANUFACTURING

- Accelerate your path to the clinic using our GMP-compliant ancillary reagents and services for pluripotent, mesenchymal, and hematopoietic stem cells. Let us help you get your therapy to market!

Learn more | rndsystems.com/stemcells

CELL CULTURE ESSENTIALS

Grow healthy and robust cells with our full cell culture workflow portfolio.



CULTURE WITH CONFIDENCE

- From cell culture substrates and media supplements to differentiation and cell behavior kits, our tools for cell culture are designed to ensure that *in vitro* and *ex vivo* experiments will perform optimally.

CELL CULTURE BASICS BY THE BEST

- Kick start your culture consistency and performance using R&D Systems fetal bovine serum, classical media, balanced salt solutions, media supplements, and antibiotics. Now it's easier than ever for you to generate media optimized for your cell of choice!

CUSTOM MEDIA MANUFACTURING

- The right cell culture media goes a long way. You've done the legwork to identify the best media for your cells, now let us help you expedite and standardize production. Inquire about our custom cell culture media manufacturing services to start the conversation.

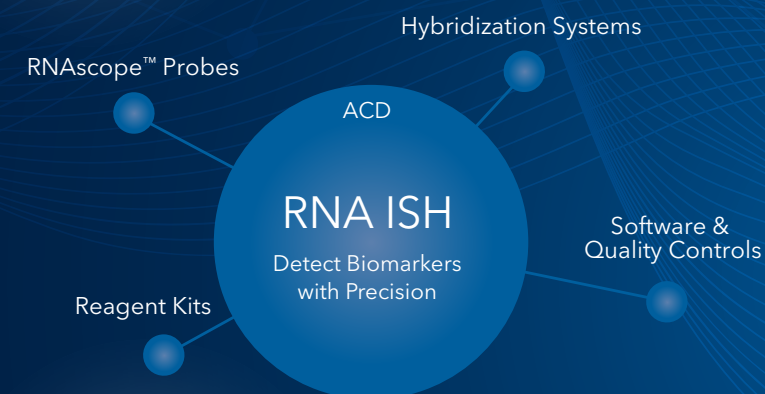
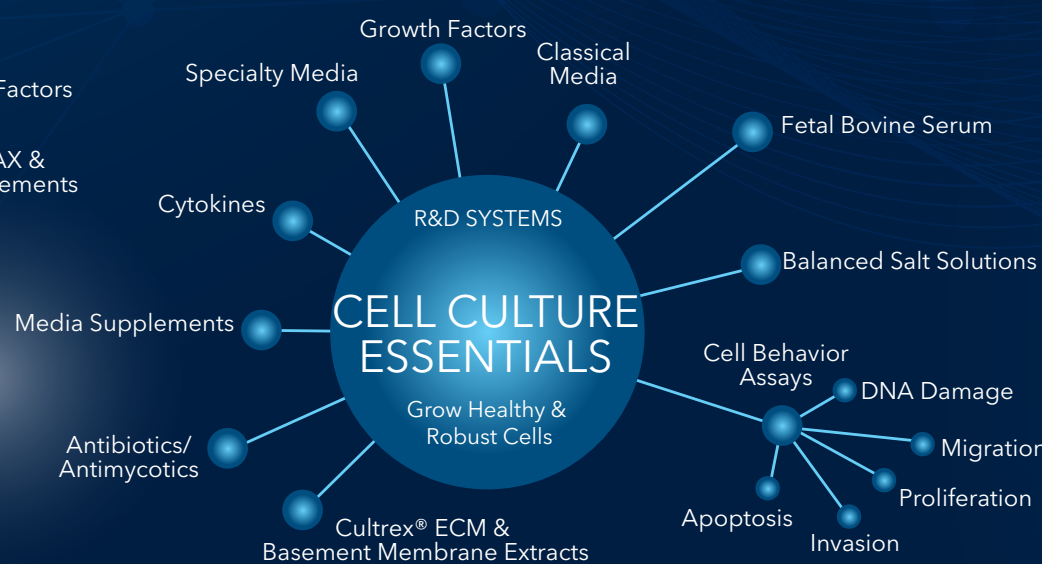
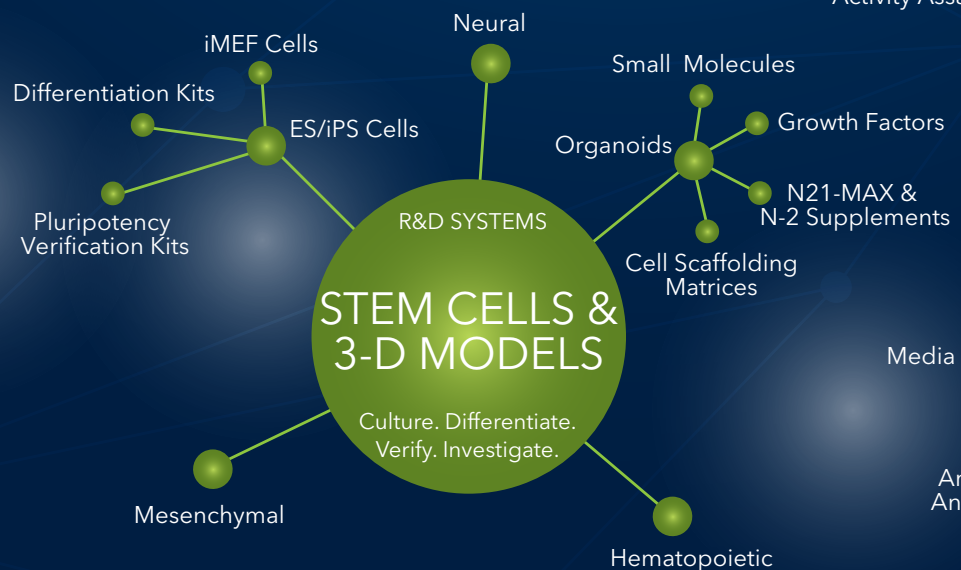
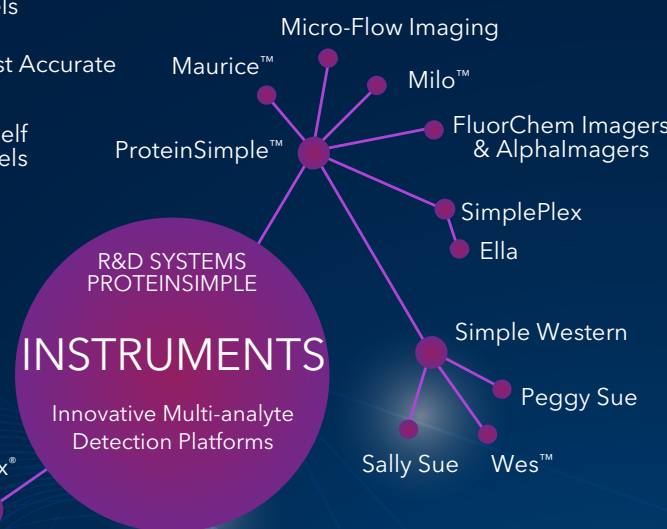
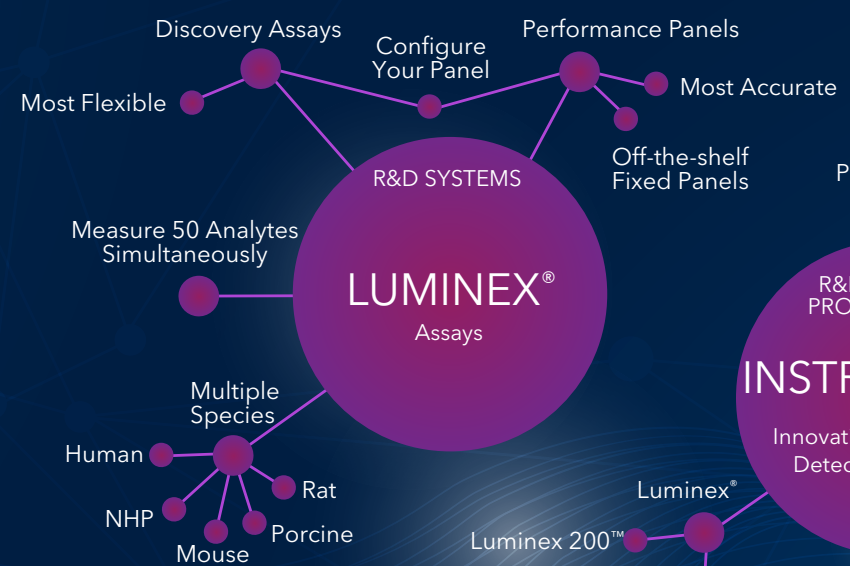
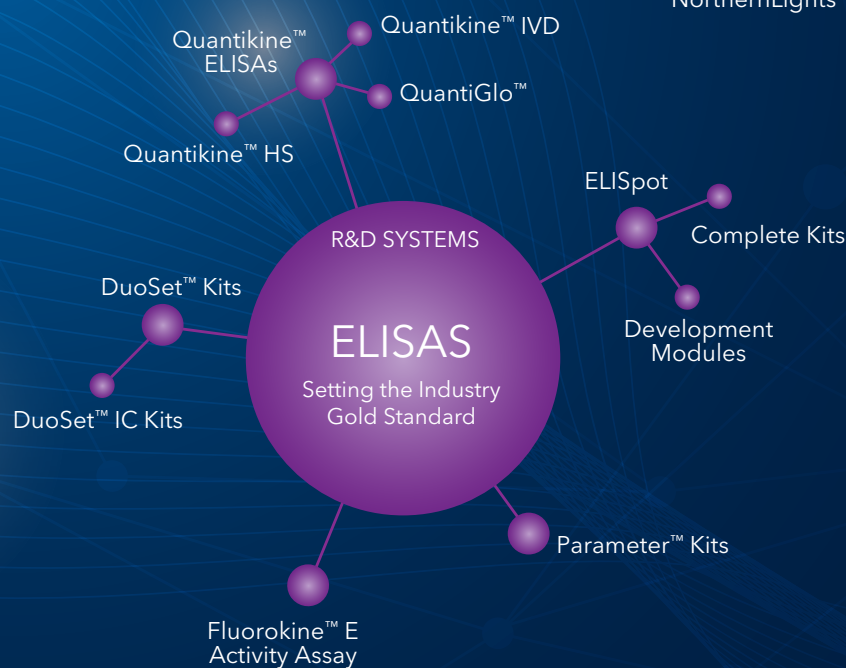
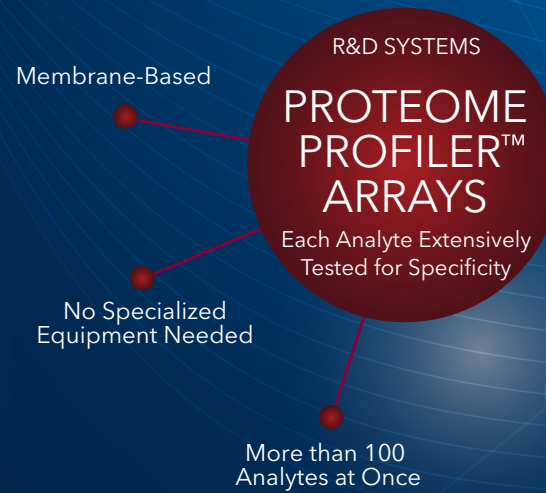
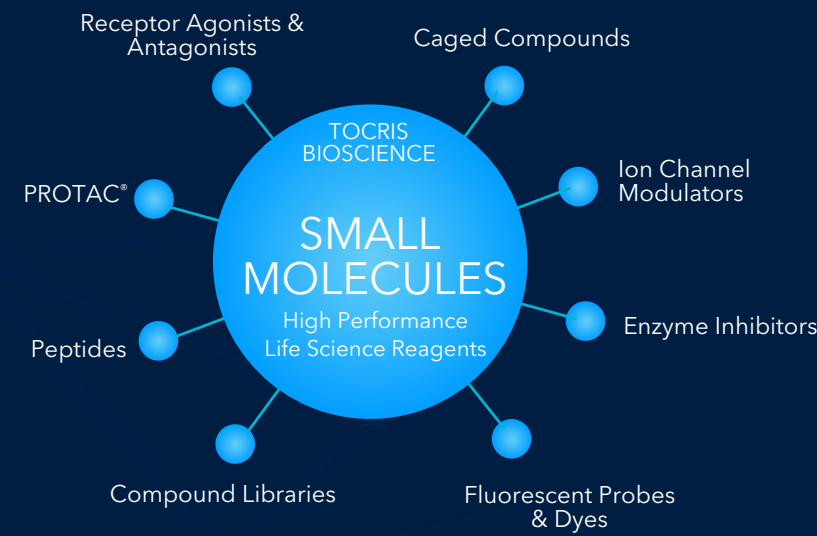
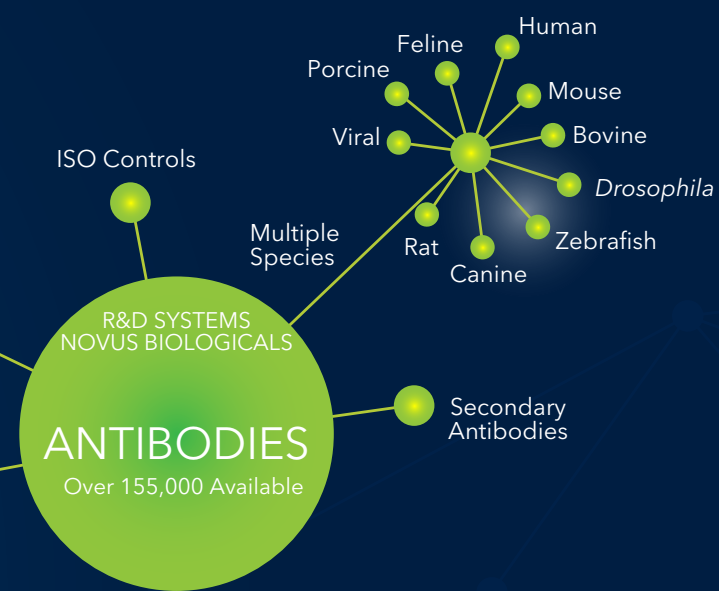
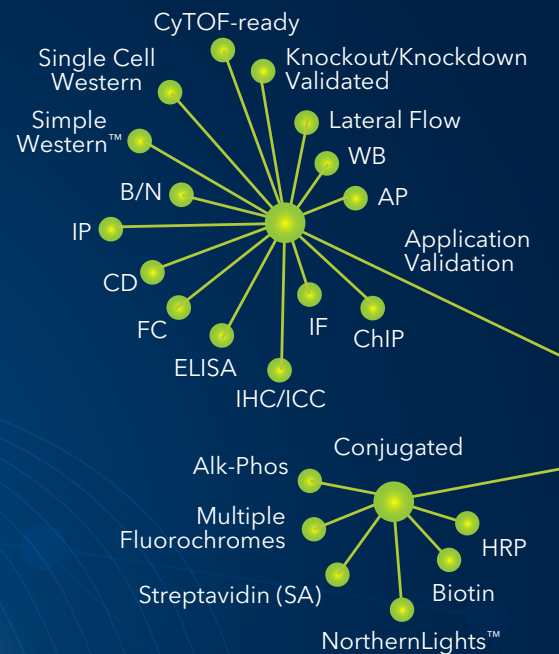
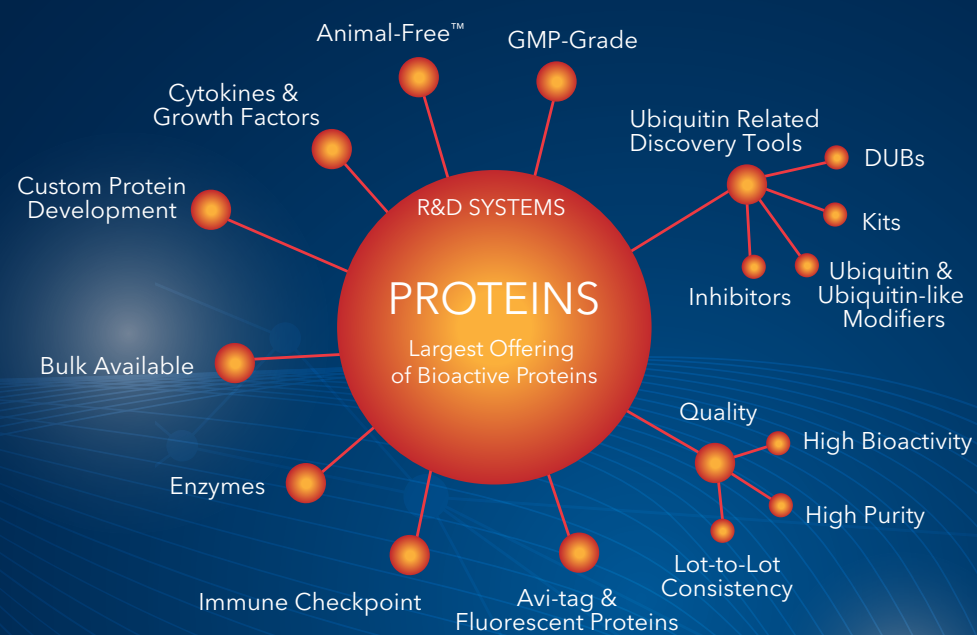
OPTIMIZED KITS AND MEDIA SUPPLEMENTS

- With high-quality growth factors, cytokines, small molecules, and matrix components at our disposal, we've designed specialty media and kits for the growth and differentiation of immune cells, brain cells, stem cells, and more.

ACCELERATE YOUR CELL AND GENE THERAPY MANUFACTURING

- Bio-Techne can help streamline your path from discovery to clinical manufacturing. From our GMP-grade growth factors, cytokines, and small molecules to our innovative GMP-grade ExCellerate Media, our goal is to simplify and risk-reduce the cell culture manufacturing process.

Learn more | rndsystems.com/cellculture



PROTAC is a registered trademark of Arvinas Operations, Inc., and is used under license

ELISAS

700 analytes spanning 12 species.

LEGENDARY PERFORMANCE

- Quantikine® ELISA kits set the industry gold standard in performance and reproducibility. Results today can be compared to last month or even last year.

CONFIDENCE WITH CONTROLS

- Our assays have available controls with assigned ranges which guarantee performance.

ECONOMICAL ALTERNATIVES

- Our DuoSet® and DuoSet® Intracellular (IC) ELISA Development Systems provide the best signal-to-noise ratio for value-conscious labs.

Learn more | rndsystems.com/elisas

LUMINEX® ASSAYS

Choose from Discovery or High Performance

HIGH PERFORMANCE

- Luminex High Performance Assays are the most accurate and precise bead-based multiplex assays for simultaneously measuring up to 45 analytes from customizable panels in qualified complex matrices. You can select the panel format that best suits your needs, from off-the-shelf fixed panels or configurable premixed and user mixed options.

UNIQUELY FLEXIBLE ASSAY OPTIONS

- Our Luminex Discovery Assays are the only premixed assays on the market where you can custom build your panel from over 450 analytes and receive it quickly. Create your own unique panel of up to 50 analytes which are then fully quality controlled for compatibility before shipment.

RESULTS YOU CAN TRUST

- We are the immunoassay experts with 35 years of experience using our internally manufactured antibodies in developing assay conditions and diluents to protect against false positives.

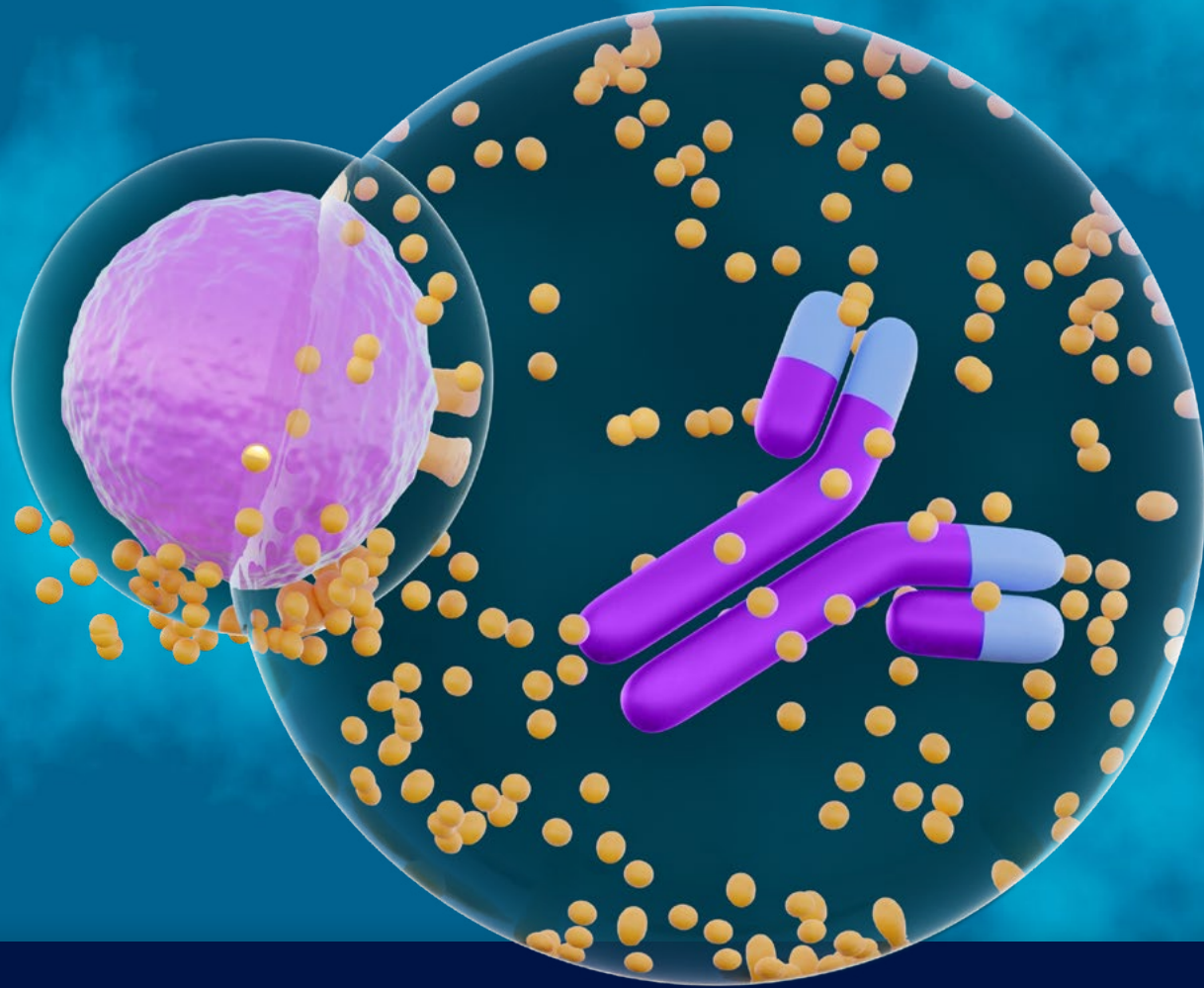
COMPLETE YOUR PANEL OF ANALYTES

- Take advantage of our massive in-house collection of antibodies and proteins. Complete your panel with a custom development order.

Learn more | rndsystems.com/luminex

ELISPOT

We outperform the competition.



BE CONFIDENT IN THE DATA

- Small, crisp spots all for easier more accurate quantitation and the largest dynamic range (number of detectable spots/well) on the market.

DETECT LOW FREQUENCY RESPONSES

- Our kits can measure responses with frequencies well below 1 in 100,000 cells - up to 20% more sensitive than our competition.

BE ASSURED THE KIT WORKED

- We are the only company that provides recombinant protein positive controls.

Learn more | rndsystems.com/elispot

ANTIBODY ARRAYS

Cast a wide net and stretch your dollar.

CAN YOU RUN A WESTERN BLOT?


- If the answer is yes, then you have all the equipment you need to use our antibody arrays.

USER-FRIENDLY DESIGN

- Each array is stamped with an identification number for easy record keeping and contains reference spots in three corners for orientation purposes.

COST-EFFECTIVE SCREENING

- Each array offers a quick and inexpensive analysis of many analytes simultaneously, in less time than it takes to perform a Western blot.



Learn more | rndsystems.com/proteomeprofiler



LUMINEX® 200™

- Simultaneously multiplex up to 100 analytes.
- Analyzes 96-well plate in 45 minutes.
- Dynamic range ≥ 4.5 logs.

FLEXMAP 3D®

- Most advanced and versatile multiplexing system.
- Compatible with 96- and 384-well plates.
- Simultaneously multiplex up to 500 analytes.
- Quick read time of 20 minutes for 96-well plate and 75 minutes for 384-well plate.
- Ideal platform for high-throughput applications with compatible with front-end automation systems.



ELLA RUNS SIMPLE PLEX™ ASSAYS

- Run up to 4 immunoassays from 25 μ L of sample, with no cross-reactivity.
- Set up samples in 10 minutes, get data in 1 hour.
- Get highly sensitive results at $<10\%$ CV.
- Choose from up to 150 validated targets, from cytokines to PD-L1.

WEST™, PEGGY SUE™ AND SALLY SUE™ RUN SIMPLE WESTERN™ ASSAYS

- Separation by capillary electrophoresis and immunodetection of proteins from 2–440 kDa or by charge (IEF).
- No gel, blots and minimal hands-on are required.
- Sample to results in as little as 3 hours with Wes.
- Quantifiable and reproducible data.

MILO™

- Milo does Single-Cell Westerns to measure protein expression in $\sim 1,000$ single cells in a single run.
- Multiplex to measure ~ 4 proteins in each single-cell.
- Use off-the-shelf, Western-validated antibodies to measure intracellular proteins or targets that don't have good flow antibodies.
- Identify cell subtypes that aren't visible in traditional Westerns or get direct protein validation of your single-cell RNA results.

MAURICE

- Next generation analytical platform for protein-based biopharmaceutical products.
- cIEF or CE-SDS data in a snap.
- Novel native fluorescence detection provides increased cIEF sensitivity.
- Proprietary ready-to-use cartridge for unparalleled ease-of-use.

MICRO-FLOW IMAGING™ (MFI)

- Image based analysis for sub-visible particles.
- Highly sensitive detection for translucent particles.
- Morphological measurements to distinguish different particle populations.
- Walk-away automation for up to 90 samples.

FLUORCHEM™ IMAGERS AND ALPHAIMAGERS

- High quality digital imaging and analysis for protein/DNA gels and Western blots.
- Cover a wide range of applications, from colony counting to multicolor fluorescent Westerns.
- Easy-to-use, versatile systems with powerful analysis software.
- Numerous excitation and emission options.

Where Science Intersects Innovation™

Bio-Techne® | R&D Systems™ Novus Biologicals™ Tocris Bioscience™ ProteinSimple™ ACD™ ExosomeDx™ Asuragen®



Contact Us

Global info@bio-techne.com bio-techne.com/find-us/distributors

North America TEL 800 343 7475

Europe | Middle East | Africa TEL +44 (0)1235 529449

China info.cn@bio-techne.com TEL +86 (21) 52380373

For research use or manufacturing purposes only. Trademarks and registered trademarks are the property of their respective owners.

bio-techne®